

# Managing Local Government Records


An Introduction  
August 4, 2021



Beth H. Williams  
North Central Kentucky Regional Administrator  
Local Records Branch  
Archives and Records Management  
Department for Libraries and Archives



- Why Records Management?
- Local Records Branch
- Records and Records Management
- Electronic Records
- Email
- Social Media
- Retention Schedules
- Destruction of Records
- Grant Program Overview
- Further Training and Information



## PRACTICING PROPER RECORDS MANAGEMENT ENSURES THAT YOU CAN:

- Identify the records needed to document your work
- Keep duplication of records to a minimum
- Keep records accessible
- Dispose or preserve records properly

# Local Records Branch

Local Records Branch

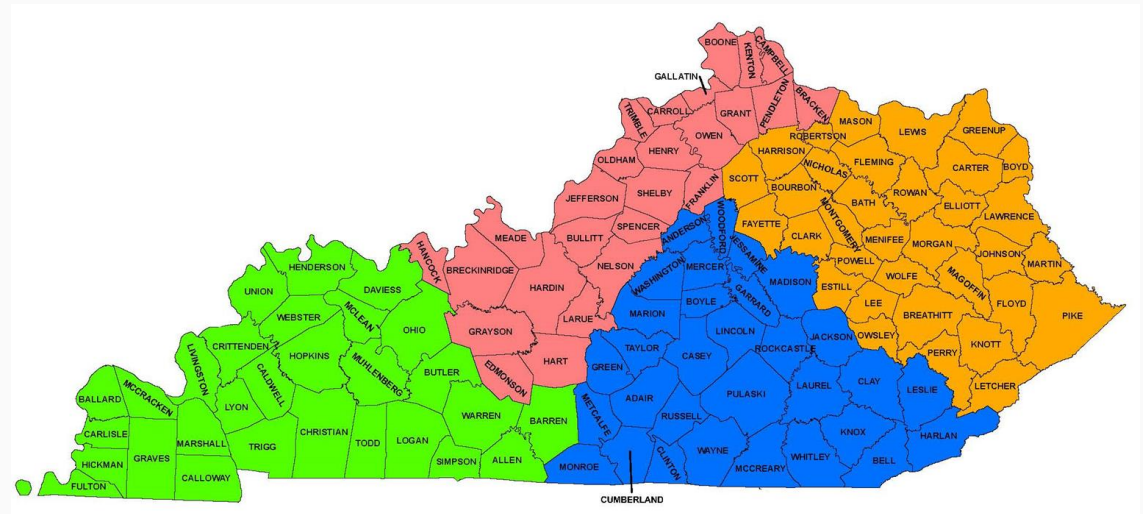
Local Records Branch Services



The Local Records Branch is split into FOUR regions and assists more than 2,900 local government agencies within the Commonwealth.

- ★ Clerks
- ★ Municipalities
- ★ Judge/Executives
- ★ Libraries
- ★ Sheriffs
- ★ County Attorneys
- ★ County Treasurers
- ★ Jailers
- ★ Public Schools
- ★ Area Development Districts
- ★ Health Departments
- ★ Coroners
- ★ Police Departments
- ★ Special Purpose Governmental Entities (SPGE)

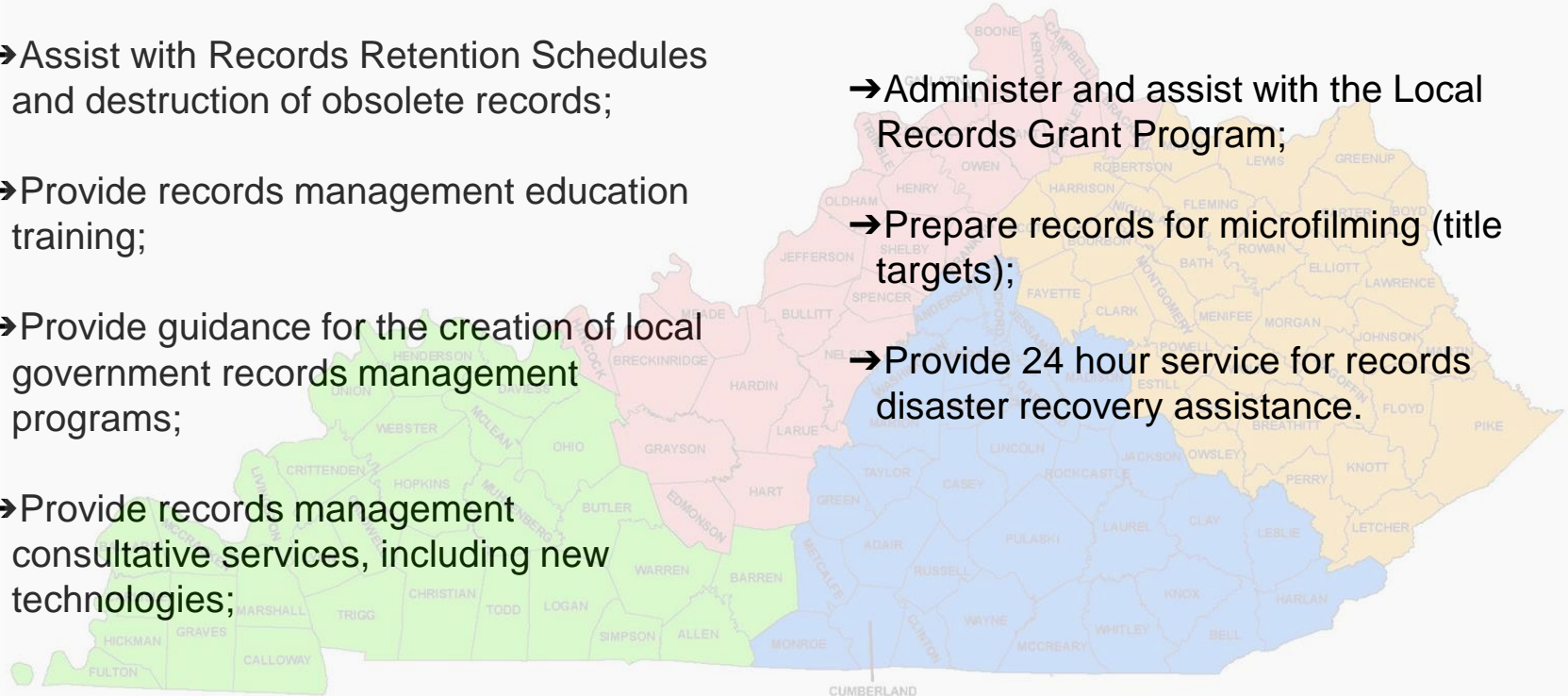
<https://kdlr.ky.gov/records/recmgmtservices/Pages/LocalGovernmentRecordsServices.aspx>





- Assist with Records Retention Schedules and destruction of obsolete records;
- Provide records management education training;
- Provide guidance for the creation of local government records management programs;
- Provide records management consultative services, including new technologies;

- Administer and assist with the Local Records Grant Program;
- Prepare records for microfilming (title targets);
- Provide 24 hour service for records disaster recovery assistance.



# Records and Records Management

What are Public Records?

Format Neutrality

Common Records Formats

Temporary vs Permanent Records

Records Management Fundamentals

Principles of Records Management

Records Management Programs



KRS 171.410

“all books, papers, maps, photographs, cards, tapes, disks, diskettes, recordings and other documentary materials, ***regardless of physical form or characteristics***, which are prepared, owned, used, in the possession of or retained by a public agency.”

Recorded information is a record.

Public records show evidence of government activities.





Maintain records in the format most appropriate for your agency's needs. If records are accessed less, it's okay to maintain them in paper format or to store offsite.

A record is considered the same record regardless of how it is kept (format).  
**Content determines record series and retention, NOT format.**

As long as non-permanent records are accessible and accurate, it is at the agency's discretion whether they are kept in paper or electronic formats.



## Eye Readable

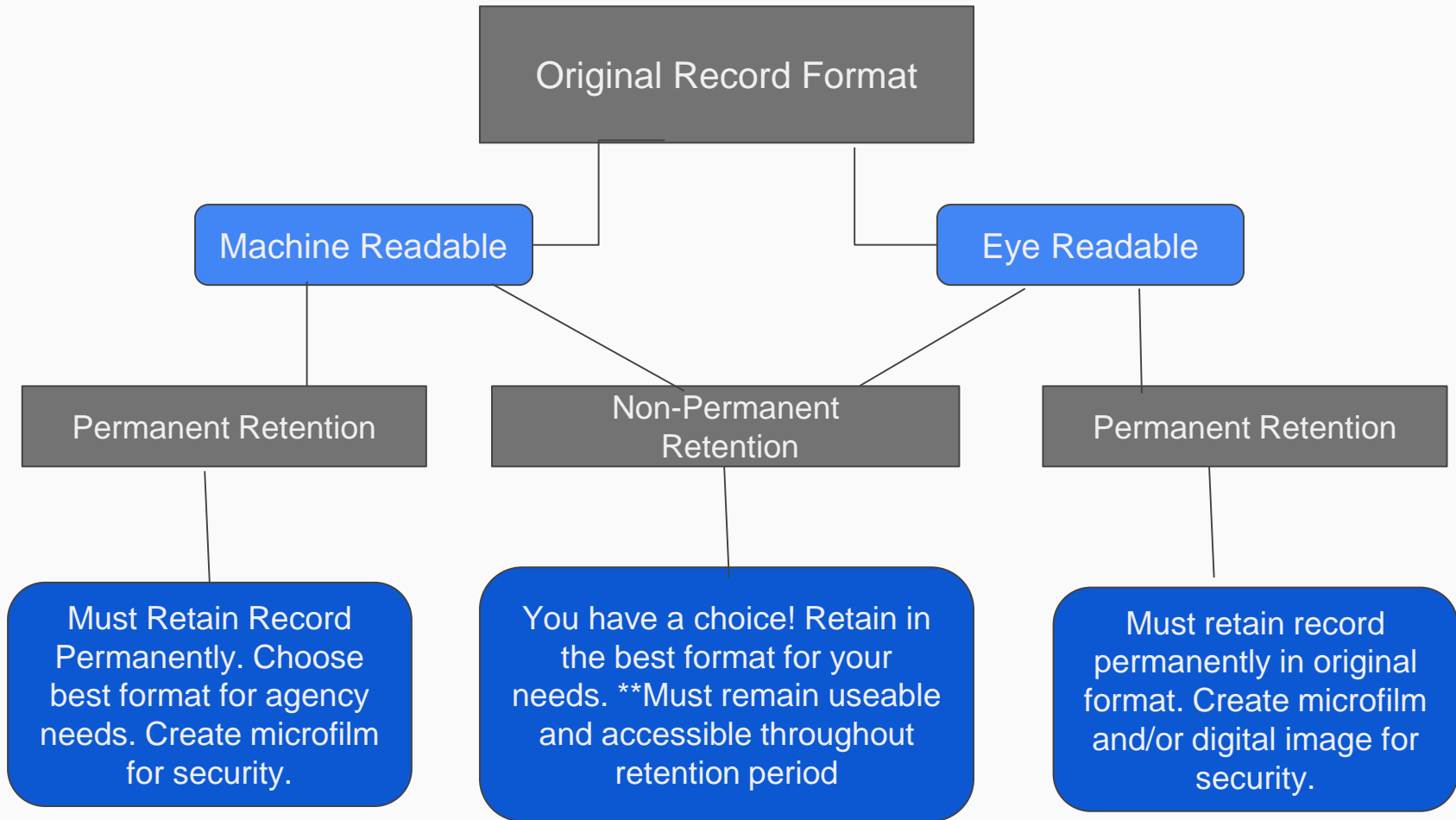
- Paper
- Physical Photos
- Microfilm

## Machine Readable

- Email
- Digital Images
- Audio/Video
- PDF

Records with a non-permanent retention may be retained electronically or in paper, regardless of how they originated.

Permanent records that were originally created in paper must be maintained in an eye-readable format per KRS 171.450. If the permanent records are born digital, they may be maintained digitally.



Original Record Format

Machine Readable

Eye Readable

Permanent Retention

Non-Permanent Retention

Permanent Retention

Must Retain Record Permanently. Choose best format for agency needs. Create microfilm for security.

You have a choice! Retain in the best format for your needs. \*\*Must remain useable and accessible throughout retention period

Must retain record permanently in original format. Create microfilm and/or digital image for security.

**No local government permanent records may be destroyed without prior approval by the State Archivist/KDLA Commissioner.**



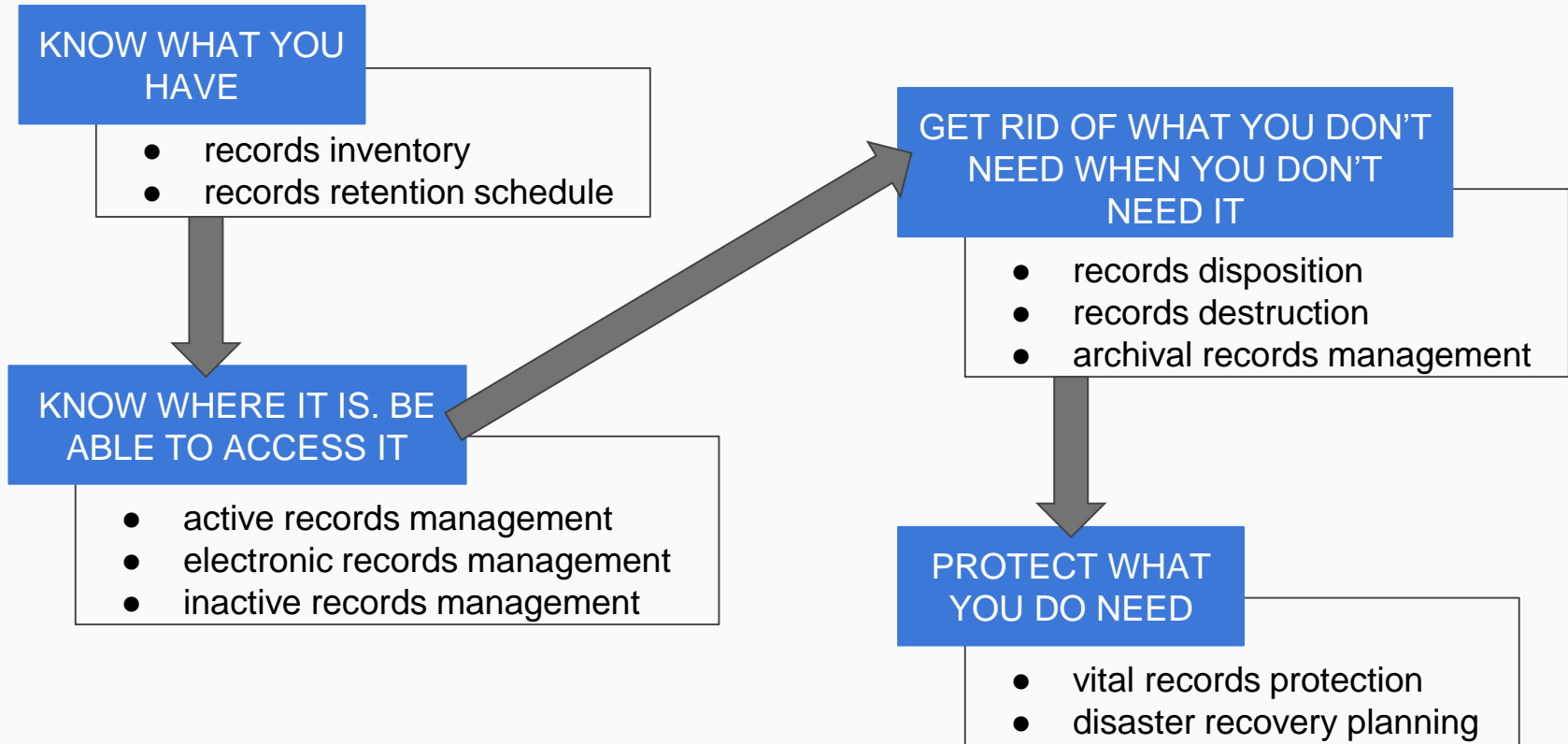
Records management is the systematic control of recorded information, regardless of format, from original creation to ultimate disposition. Every office creates records, which may be paper, microfilm, electronic, or some other format.

A publicly-funded agency is required to have a records management program and should work with KDLA to implement that program.



- Records must remain accessible AND usable for the entirety of appropriate retention period.
- Destruction of records must be authorized by approved retention period.
- Records retention is agency-wide. Every employee who creates, receives, or maintains records is responsible for records management and retention.

# Records Management Program



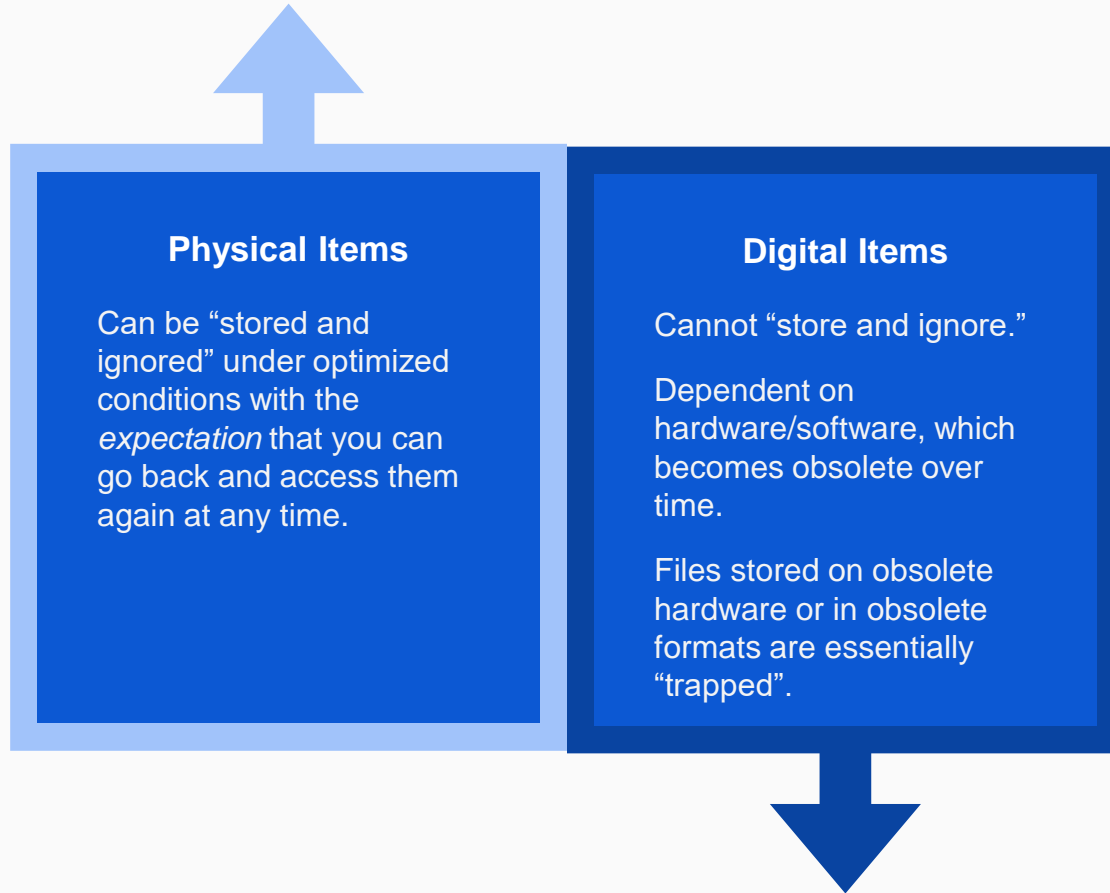
Format Considerations

Why Choose Electronic Records?

Telework Records

# Electronic Records





# Why choose electronic records?



## Benefits

- Accessibility
- Organization
- Secure digital storage and backups

## Concerns

- Disorganized, unidentified files
- Hard to apply retention
- Why not keep electronic records forever?

## Considerations to Consider when Deciding between Electronic or Physical Formats

- Neglect
- Storage Media
- Security
- Long vs. Short-term storage
- Active vs. Inactive Records
- Access
- Frequency of Use
- Funding



Staff working remotely should continue to manage all records in accordance with their agency policies and procedures and follow all appropriate state statutes and regulations.

Reminder: A record is considered the same record regardless of how it is kept/created (format). Content determines record series and retention, NOT format.

Tip: Email/text/chat/social media are formats not classes or types of records. Each of these types or records have different retention periods based on the applicable retention schedule.

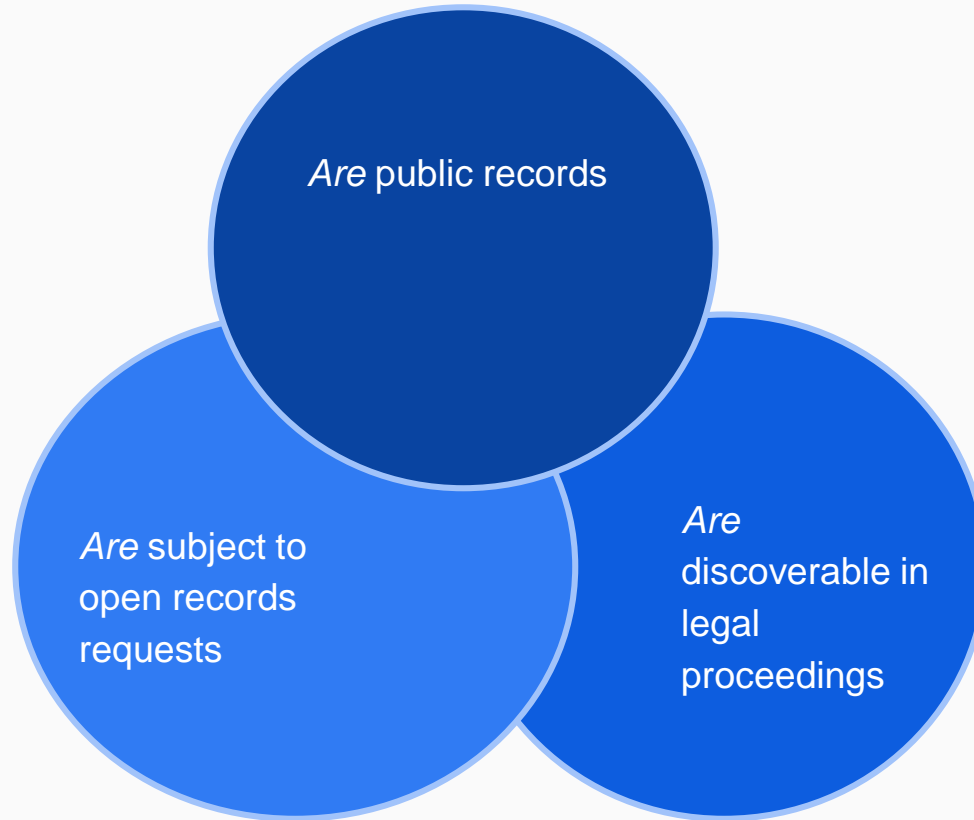
Records created in remote locations will follow the same retention as those created in agency offices. Standardized policies and procedures should be created and followed for how those records will be managed and preserved, including who is responsible for creating, which version will be considered the record (versus a use or reference copy) and how they will be transferred (i.e. email).

# Email

Email Messages

Email Issues

Common Types of Email Records





Many legal difficulties stem from personal use

Assumption that email messages are private and not subject to open records requirements

Encourages “conversational atmosphere” as opposed to more formal, business-like communication

Record is no longer a static document

Disposal can be difficult

Commonly considered to be the *riskiest* form of business communication



What type of record is it?

- Email is a communications medium, not a class/type of record (see it as an ENVELOPE)
- An infinite number of record types are sent via email
- Each of these types of records have different retention periods based on the applicable retention schedule

**FOLLOW YOUR RETENTION SCHEDULE!**

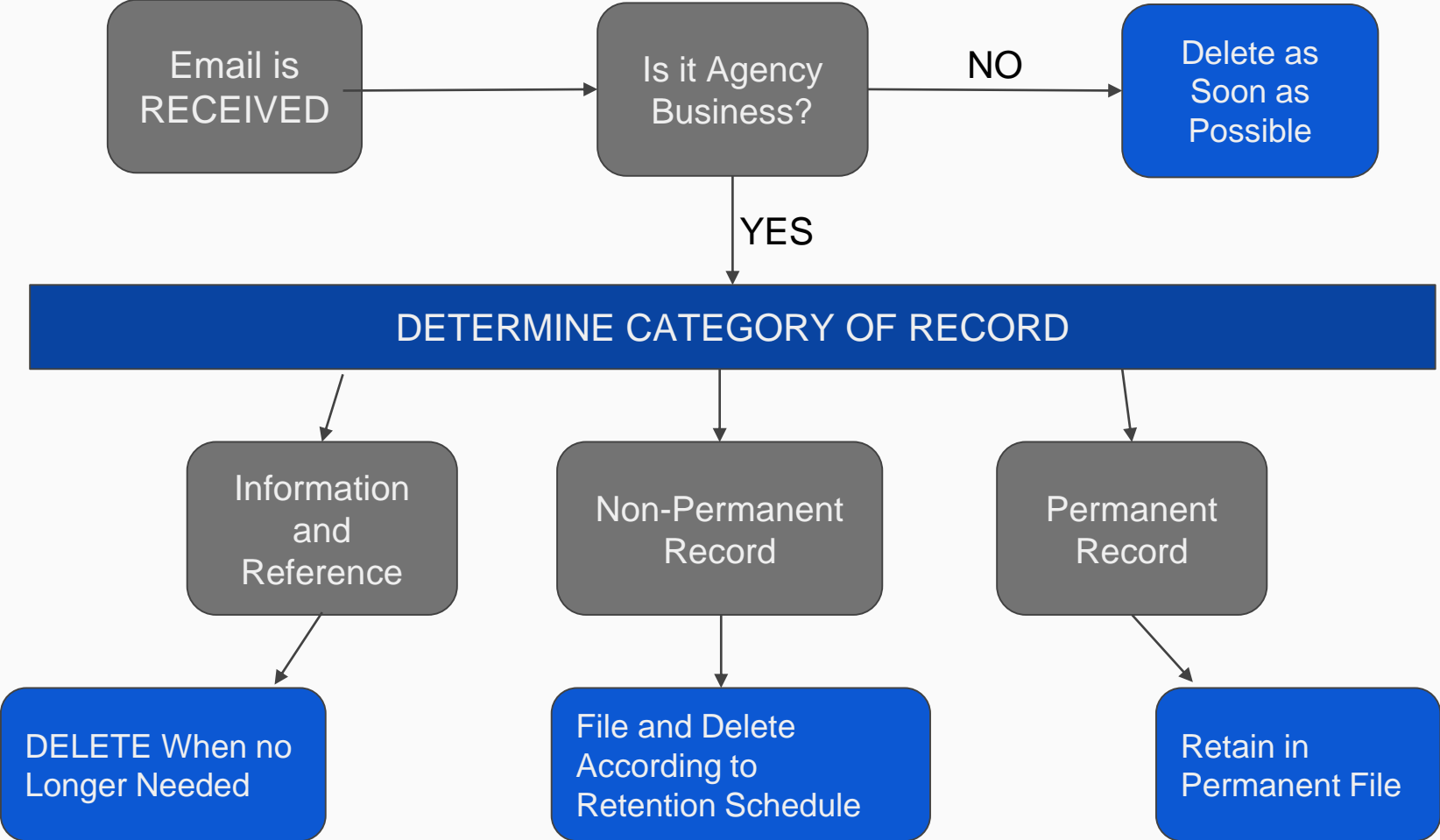


- ❑ **Official Correspondence** (L4954 - Retain Permanently): documents agency policy and procedures, history, functions, etc.
- ❑ **Routine Correspondence** (L4955 - Retain 2 years): Non-policy in nature, business related, but not critical to the agency's operations
- ❑ **Information and Reference Material** (L4956 - Destroy when no longer needed)
- ❑ **Non-Business Related Messages** (L5866 - Destroy Immediately)

## Non-Business Related Email (L5866)

- ❑ Personal Messages - needs to be a balance between use and abuse. Could create a risk (viruses, legal liability, embarrassment)
- ❑ Spam - problems with volume, viruses, offensive nature
- ❑ Unsolicited Email - unwanted email not work related, considered a type of spam
  - ❑ Advertising from vendors
  - ❑ Non-work related email from co-workers
    - ❑ Jokes
    - ❑ News articles
    - ❑ General (not-work related) announcements





# Social Media

Social Media as a Public Record

Social Media Challenges

Social Media and Retention  
Schedules

Social Media Reminders



Social media refers to the various activities integrating web technology, social interaction, and user-generated content. Social media includes blogs, wikis, microblogs (Twitter), social networks (Facebook), photo libraries (Flickr, Instagram), location-based services (Foursquare), and video sharing sites (YouTube, Vimeo).

The Public Records Act (KRS 171.410-171.740) defines public records as, “...documentary materials, regardless of physical form or characteristics, which are prepared, owned, used, in the possession of or retained by a public agency.” Social media content meets this definition and must be managed in accordance with all applicable laws and regulations.



The dynamic and collaborative nature of social media may lead to the following challenges:

- ❑ Recordkeeping in a collaborative environment;
- ❑ Content located in multiple places;
- ❑ Identification of record series;
- ❑ Implementation of records schedules, including the ability to transfer and permanently delete records or perform other records management functions;
- ❑ Capture of frequently updated records;
- ❑ Handling of records containing personally identifiable information.

To address these challenges, agencies should articulate clear processes, policies, and recordkeeping roles and responsibilities to ensure social media records are identified, managed, and captured.



A list of questions to determine whether a social media post is/contains a public record and should be preserved and captured:

Does it contain evidence of an agency's policies, business, or mission?

Is the information only available on the social media site?

Is this tool being used in relation to the agency's work?

Does the agency use the tool to convey official agency information?

Is the agency directly communicating with the public through the use of social media?



Agencies may discontinue use of social media platforms at any time. This **does not** relieve the agency of its records management duties and requirements.

Social media may include comments or other postings which are inconsistent with an agency's policies and may require removal from the site. Problematic comments or posts to social media that are threatening or seriously offensive can be removed **per your agency's policy**.

This **does not** mean they have to remain publicly viewable as long as they are retained securely.

# Retention Schedules

What is a Retention Schedule

What does a Retention Schedule do?

Types of Retention Schedules

Examples of Retention Schedules

I Can't Find My Series!

Unscheduled Records



**A records retention schedule is a list of each record type, termed a “RECORD SERIES”.**

A record series is either a document or set of documents maintained together because they relate to a particular subject or function, result from the same activity, take the same form, or because of some other relationship arising out of their creation, receipt or use.

Schedules Include:

- Title of Record
- Record Series Number (local agency series L####)
- Description of record series and contents
- Disposition instructions which explain how long to maintain the record and what to do once retention period has ended.



# What does a Retention Schedule do?



- ★ Schedules are used to categorize records
- ★ Schedules describe records
- ★ Schedules provide instruction on records maintenance



## General

Covers records common to all or most agencies

### Local Government General Records

- Personnel
- Legislative
- Administrative
- Financial
- Payroll
- Planning and Zoning
- Law Enforcement
- Fire Dept
- EMS
- 911
- Utilities

## Agency Specific

Covers records specific to an agency

- Municipal
- County Judge Executive
- County Clerk
- Sheriff
- County Attorney
- Jailer
- Coroner
- Area Development District
- Health Department
- Public School
- Library

**ALL LOCAL AGENCY SCHEDULES CAN BE FOUND ON  
KDLA WEBSITE:**

<https://kdla.ky.gov/records/retentionschedules/Pages/default.aspx>



# Local Governments

General Records Retention Schedule

Prepared by the Local Records Branch  
Archives and Records Management Division  
Approved by the State Libraries, Archives, and Records Commission



Kentucky Department for Libraries and Archives

**GLOSSARY OF TERMS**  
**For**  
**Records Retention Schedules**

- Permanent (P)** Denotes records appraised as having historical, informational or evidential value that warrants preserving them permanently (forever) beyond the time needed for their intended administrative, legal or fiscal functions. These records may be destroyed **only** after the written permission is given by the State Archivist and after they are microfilmed according to specifications published by the Department for Libraries and Archives.
- Confidential (C)** Records deemed unavailable for review by the public after applying the state's Open Records Law (KRS 61.878) and other state and federal statutes and regulations with specific restrictions. The (C) is added to appropriate record series descriptions as a reminder to agency personnel and does not bear any legal status. **It is important to note that the local government head has the responsibility of knowing all the appropriate confidentiality laws, statutes and regulations that apply to the records maintained in their office and to see that they are enforced.** Even though a record series may or may not be marked confidential on a records retention schedule, contradictory laws or regulations that are approved after the retention schedule has been completed may not be reflected but must be honored.
- Vital Record (V)** Records that are essential to the continued functioning of the local government during and after an emergency, as well as those records that are essential to the protection of the rights and interests of that local government and of the individuals for whose rights and interests it has a responsibility. Local Government should have a plan in place to identify those records and provide for their protection in case of a disaster (fire, flood, earthquake, etc.).
- Duplicates** Duplicate records that have not been assigned a retention period and function solely as reference and informational material may be destroyed when no longer useful. If the duplicate is considered the "copy of record", it must be retained according to the retention period on the schedule.
- Destruction Certificate** A destruction certificate should be used to document the destruction of public records and may be found, along with the instructions at the Kentucky Department for Libraries and Archives website ([www.kdla.ky.gov](http://www.kdla.ky.gov)). It should be used when destroying records according to the appropriate records retention schedule. No record created or maintained by a local government agency may be destroyed unless it is listed on the retention schedule and a destruction certificate completed and the original copy sent to the Department for Libraries and Archives (Department).
- After Audit** A term used in the disposition instructions to denote a records series that shall only be destroyed after the retention period has expired and an official audit has been performed. Example: 3 years and audit: This means that the record series must be kept for 3 years after last activity or date in a file. The record must have gone through the annual audit before it can be destroyed.



## RECORDS RETENTION SCHEDULE

### Signature Page




Local Government General Records	June 12, 2014
Agency	Schedule Date
	December 13, 2018
Unit	Change Date
	December 13, 2018
	Date Approved By Commission

### APPROVALS

The undersigned approve of the following Records Retention Schedule or Change:

Agency Head	Date of Approval
Agency Records Officer	Date of Approval
	12/13/18
State Archivist and Records Administrator Director, Archives and Records Management Division	Date of Approval
	DEC 14 2018
Chairman, State Libraries, Archives, and Records Commission	Date of Approval

The undersigned Archives and Records Management Division staff have examined the record items and recommend the disposition as shown:

	12-6-18
Records Analyst/Regional Administrator	Date of Approval
	12/14/18
Appraisal Archivist	Date of Approval
	12/14/2018
State/Local Records Branch Manager	Date of Approval

The determination as set forth meets with my approval.

	12/13/2018
Auditor of Public Accounts	Date of Approval

# LOCAL AGENCY RECORDS RETENTION SCHEDULE

LOCAL GOVERNMENTS  
Financial  
Accounting

Record Group  
Number

Series	Records Title and Description	Function and Use
L5011	<b>Accounts Payable File</b>	<p>This record series documents the purchasing and bill paying process. The process is usually started by requisitioning something for purchase. A requisition is issued and this triggers a purchase order for the item or service. This series is used to document the requisitioning, purchasing and remitting process. A file is maintained with this purchase order and when a bill for the purchase is received it is placed in the same file and is paid.</p> <p>May include list of claims, claims, claim stub book, requisition, purchase order, vendor invoice, receipts, travel requests, voucher copies, check copies, receiving orders, receiving reports, cash receipt register, treasurers receipt book and supporting documents.</p>
	<b>Access Restrictions</b>	None
	<b>Contents</b>	This record series may contain: Requisition, purchase order, travel requests, receipts, vendor invoices, check copy, receiving order and supporting documentation.
	<b>Retention and Disposition</b>	Retain for three (3) years, then destroy after audit.
L5366	<b>Sales Tax Report</b>	<p>This record series documents Kentucky sales tax received and is sent to the Department of Revenue monthly. Local governments may receive sales tax through the parks and recreation system and other public areas. Usually local governments are exempt.</p>
	<b>Access Restrictions</b>	None
	<b>Contents</b>	This record series may contain: Name, address, phone, amount of sales for tax purposes, amount of sales tax received and totals.
	<b>Retention and Disposition</b>	Retain for three (3) years then, destroy after audit.
L6672	<b>Transient Room Tax Report</b>	<p>This record series documents the Transient Room Tax Monthly Report mandated by KRS 142.400. This is a one percent tax of the rent on every occupancy of certain lodging. Tax receipts from this tax are deposited into the Tourism, Meeting and Convention Marketing Fund administered by the Commerce Cabinet. The purpose of this fund is for marketing and promoting tourism statewide. This is a different tax than that of similar local tax levies which promote local tourism and local convention activities.</p>
	<b>Access Restrictions</b>	None
	<b>Contents</b>	This record series may contain: DOR form 73A850 and related information.
	<b>Retention and Disposition</b>	Retain for three (3) years, then destroy after audit.

# I Can't Find My Series!



If you cannot find the series you are looking for or cannot seem to find a good fit, you can contact your Regional Administrator for assistance. Be prepared, since each agency keeps their records according to their own needs, your RA will most likely ask you several questions to find the best fit for your records. Those questions may include:

- ★ What is this record used for?
- ★ Did it originate in your agency?
- ★ Do other agencies use/keep it? Are they required to keep it?
- ★ Is it subject to Audit?
- ★ How have you managed the record in the past?
- ★ How long do you think it should be kept?
- ★ Is this the only copy? Do you have the “record copy”?

Records cannot legally be destroyed without the authorization of a schedule. The default retention period for records not listed on a schedule is permanent, because there is no authorization to destroy them.



# Destruction of Records

Legal Destruction

Suspension of Destruction

Destruction Guidelines

Destruction Certificate



Destructions are determined by the Records Retention Schedule

The Agency must designate one copy as the “record copy” to meet retention requirements. Other copies can be considered duplicate

Use KDLA Destruction Certificates (links at end)

Destruction Certificates are Permanent Records for your agency (L4967). A copy should be forwarded to KDLA.

**Destructions should always be part of the “normal course of business”**



**DESTRUCTION OF RECORDS MUST  
BE SUSPENDED IN CASE OF  
LITIGATION, PENDING LITIGATION,  
OR AN ONGOING OPEN RECORDS  
DISPUTE.**



- ❑ Confidential documents should be shredded or recycled in a locked bin. When in doubt, treat as confidential.
- ❑ Other Records can be disposed of in a Landfill.
- ❑ Recycling Vendors should be Bonded and Licensed.

**Guidelines are available on KDLA website:**

<https://kdla.ky.gov/records/Documents/Destruction%20Guidelines.PDF>

**CONSIDER ACCESS RESTRICTIONS**

**RECORDS DESTRUCTION CERTIFICATE INSTRUCTIONS**

The Records Destruction Certificate is a fielded Microsoft Word form that should be used by Records Officers to document destruction of records at an agency. A printed copy of the completed and signed form should be sent to the Archives and Records Management Division.

Fill in the data on the Records Destruction Certificate (form ARM 50) as follows:

- **Date:** Enter the month, day, year the Certificate is prepared.
- **Cabinet/Local Jurisdiction:** Enter your agency's cabinet or local jurisdiction.
- **Department/Local Government Office:** Enter the name of department or local government office which falls under the entity listed above.
- **Division:** Name of division which falls under entity listed above.
- **Branch/Unit:** Name of branch or unit which falls under entity listed above.
- **Schedule Date:** The month and year the current Records Retention Schedule for your agency was approved by the State Archives and Records Commission. This information can be found on the signature page which accompanies the retention schedule or the top right-hand side of the first schedule page.
- **Destruction Date:** Indicate the date the records were disposed of.
- **Destruction Method:** Indicate the method used to dispose of the records, i.e., landfill, trash, recycle, shred, etc. using the drop-down menu.
- **Series No.:** Enter the series number from your agency's Records Retention Schedule or applicable general schedules for the record(s) you are destroying. Multiple series can be recorded on the Destruction Certificate.
- **Title of Records:** Enter the title of the record(s) exactly as shown in your agency's Records Retention Schedule, or the appropriate general schedule.
- **Date Span:** Give the inclusive (oldest and most recent) dates of the records destroyed.
- **Volume:** Indicate the amount of each series of records destroyed. This may be in cubic feet (if the records are in paper format), megabytes (if the records are in digital format), or some other unit of measure (for other formats). If the records are in other formats, click the box next to the empty field and complete that field.
- **Total Volume of Records Destroyed:** Enter the total volume of records destroyed.
- **Approvals and Certifications:** Agency Records Officer or records custodian signs and dates the form, certifying destruction of records.

Forward the original signed copy of the Records Destruction Certificate, plus one photocopy, to either the State Records Branch (if it is a state record) or the Local Records branch (if it is a local record) of the Archives and Records Management Division, 300 Coffee Tree Road, P.O. Box 537, Frankfort, Kentucky, 40602. Retain one paper or electronic copy for your agency's files.

**Records Destruction Certificate**  
 Kentucky Department for Libraries and Archives, Archives and Records Management Division  
 300 Coffee Tree Road, P.O. Box 537, Frankfort Kentucky 40602

Date:

Cabinet/Local Jurisdiction:

Department/Local Government Office:

Division:

Branch/Unit:

Schedule Date: Destruction Date: Destruction Method: Recycle

For records destroyed at agency only, per approved retention schedules

Series No.	Title of Records	Date Span	Volume <input type="checkbox"/> Cubic Feet <input type="checkbox"/> Digital Files <input type="checkbox"/>
Total Volume of Records Destroyed			

*Approvals and Certifications*

**Before destroying records not listed on the agency's retention schedule or applicable general schedules, approval must be obtained from the State Archives and Records Commission.**

I hereby certify that the records described above have been destroyed.

\_\_\_\_\_  
 Records Officer/Custodian Date

**ARM USE ONLY**

I  D  EM  L  S  C

**Records Destruction Certificate**  
 Kentucky Department for Libraries and Archives, Archives and Records Management Division  
 300 Coffee Tree Road, P.O. Box 537, Frankfort Kentucky 40602

Date: Submittal Date

Cabinet/Local Jurisdiction: \_\_\_\_\_  
 Department/Local Government Office: \_\_\_\_\_  
 Division: \_\_\_\_\_  
 Branch/Unit: \_\_\_\_\_  
 Schedule Date: \_\_\_\_\_ Destruction Date: \_\_\_\_\_ Destruction Method: Recycle

For records destroyed at agency only, per approved retention schedules:

Be as detailed as you need. Please include at minimum **County** and **Local Agency Name**

Drop Down Menu. **Reminder:** Destroy with same level of security and confidentiality as maintained.

Located on Retention Schedule Signature Page. **Reminder:** Schedules may be updated multiple times per year. Please make sure to use the most current version.

Series Number from applicable retention schedule. Each agency can use General Schedule and/or Agency Specific Schedule. **Note:** All Local Agencies have Series Numbers that begin with "L"

Series No.	Title of Records	Date Span	Volume <input type="checkbox"/> Cubic Feet <input type="checkbox"/> Digital Files
<p>Enter title of the records from appropriate Records Retention Schedule. <b>Reminder:</b> You can also include alternate or specific titles of records in this section for your needs and future reference.</p> <p><b>*Submit completed Destruction Certificates to KDLA. Destruction Certificates can be submitted by mail or email. Contact your Regional Administrator with any questions.</b></p>			
Total Volume of Records Destroyed			

Amount of records destroyed for each series. Paper records most often recorded as cubic feet (1 paper box = approximately 2 cubic feet). Electronic records most often use MB or KB.

Use Inclusive dates for records destroyed (both oldest and most recent)

**\*Multiple Series and Titles can be recorded on one Destruction Certificate.\***

Approvals and Certifications

**Before destroying records not listed on the agency's retention schedule or applicable general schedules, approval must be obtained from the State Archives and Records Commission.**

I hereby certify that the records described above have been destroyed.

\_\_\_\_\_  
 Records Officer/Custodian Date

**ARM USE ONLY**

I  D  EM  L  S  C

Agency Records Officer or Records Custodian signs and dates. \*Please include printed name for legibility if needed\*



# Grant Program

Program Overview

Eligibility

Starting the Process

Bid Process

Grant Application

Grant Submission

Awards / Denials

# Program Overview



## Local Records Program Grants

The Local Records Program distributes grant funds to local government agencies to assist them with records management.

Funds are awarded twice annually, and any local government agency is eligible to apply.

The Commissioner of the Department for Libraries and Archives awards grants after receiving recommendations from the State Libraries, Archives, and Records Commission per 725 KAR 1:050. Official award status occurs with the notification of award and the signing of a contract by the grant recipient.



# Who is Eligible to Apply?



## 725 KAR 1:050 Section 1

“Any local government office interested in improving the management and preservation of its public records” is eligible to apply for a grant. Successful applications will clearly demonstrate how the grant funds will be used to preserve or provide greater access to records in local governments.

Grant applicants with open Local Records Program grants are not eligible to apply for a current grant until all prior grants are officially closed.

Your Regional Administrator can help you determine your status.



## 725 KAR 1:050 Section 3

Grant funds can cover “any project which seeks to improve the management and preservation of local public records”

- Security microfilming
- Rerecording projects – for records that had been originally recorded with a nonpermanent process and are now losing their image.
- Document preservation projects
- Purchasing document conservation supplies
- Establishing a Local Government Records management program or archives (salary grant)
- Arranging and Describing archival holdings
- Purchasing supplies and equipment such as shelving, cabinets or microfilm readers
- Codification of Ordinances for Cities and Counties.

# Key Points to Remember for Eligibility



- Grant applicants with open Local Records Program grants are not eligible to apply for a current grant until all prior grants are officially closed.
- Grant applicants are eligible to apply for one (1) Local Records Program Grant per cycle.
- If a local government has received Local Records grant funds for codification previously, the local government may receive a second codification grant, but not for the same codes.

# Starting the Process



01

Review the Grant Guidelines & Grant Application

- Follow guidelines and review application at the start in order to gather all information needed

02

Choose the Project

- What are the priorities of the office?
- Are particular records in need of preservation?

03

Invitation for Bid Proposal Attachment

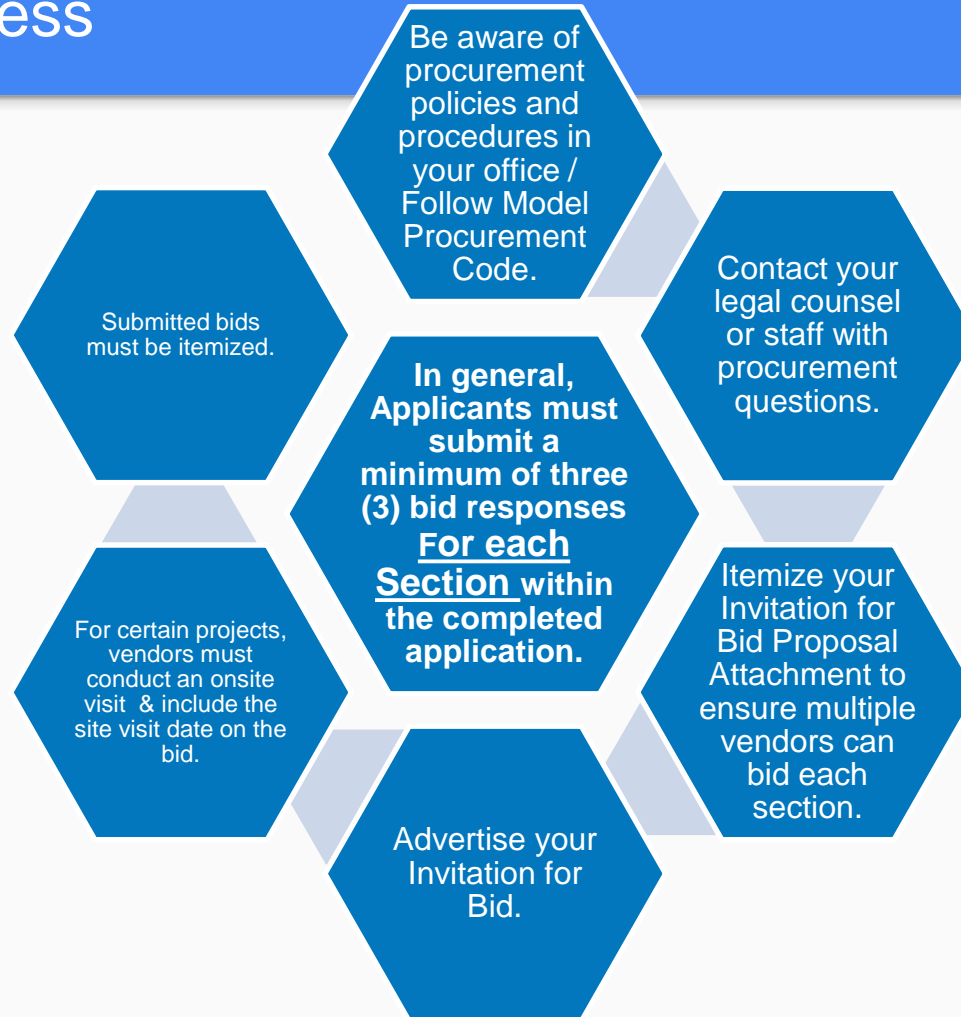
- Be specific
- Itemize so multiple vendors can bid each section

04

Invitation for Bid Proposal

- Be Aware of the Requirements in The KY Model Procurement Code (KRS 45A) as well as any city/county specific procurement policies
- Post Advertisement

# Bid Process

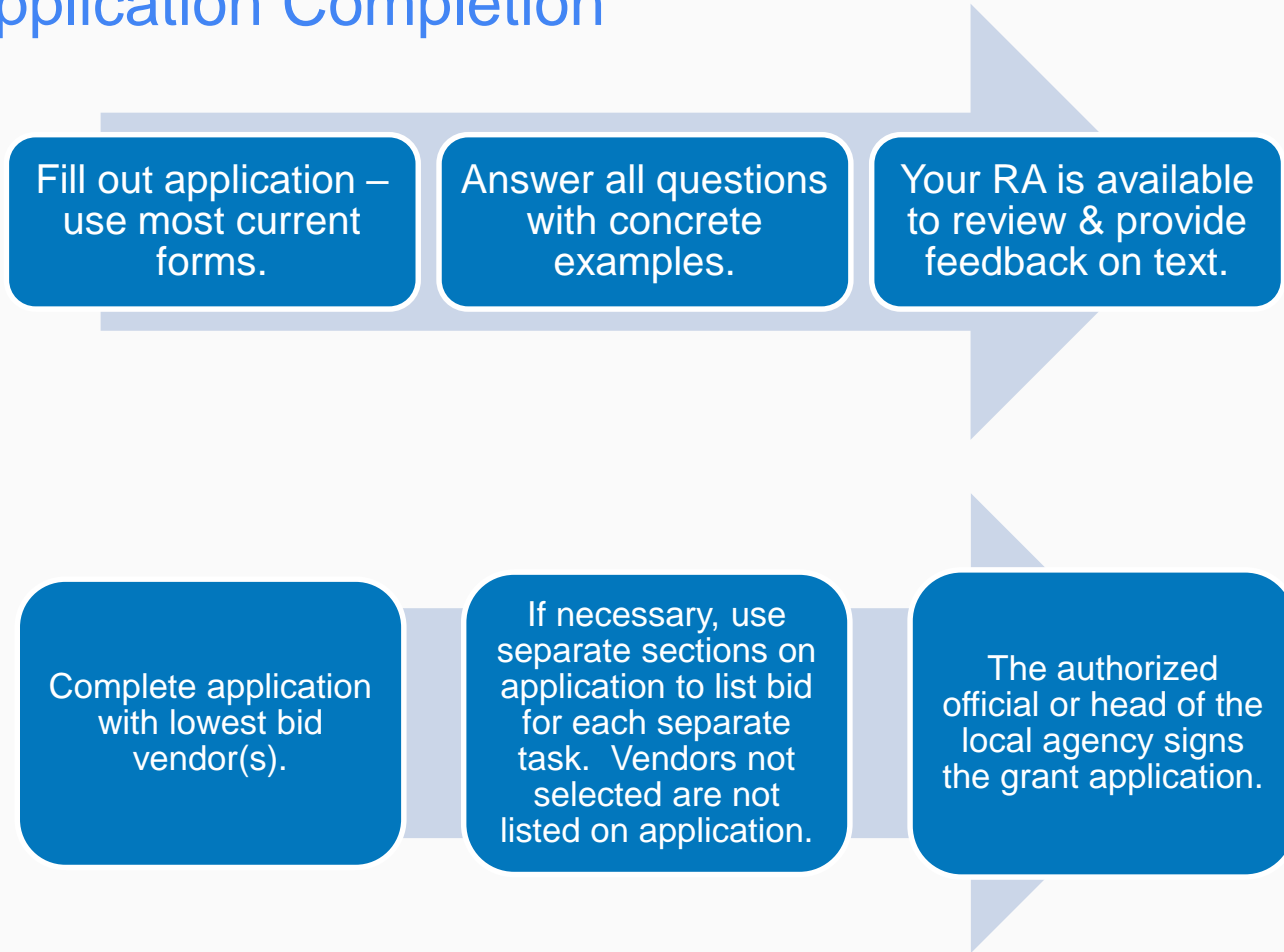


# Key Points to Remember for the Bid Process



- Microfilm vendors must be certified through KDLA.
- Bids must be itemized by section.
- This is a competitive bid process.
- Applications that do not include the Invitation for Bid Proposal and Invitation for Bid Proposal Attachment are ineligible for funding
- Applications that contain contractually signed (applicant/vendor) bid proposals are ineligible for funding
- Salary grants are only awarded in the first Cycle (or Cycle 1)
- Salary funds may not be combined with other funding requests within the grant application
- The vendor site visit date must be included in the vendor bid(s)
- Regional Administrators cannot advise on procurement or specific bids.

# Application Completion





## Grant Application Contents

- Part A: Contact Information
- Part B: Project Summary
- Plan of Work (only lowest bid vendor(s) in this section)
- Part C: Project Outcomes
- Part D: Certification

## Grant Application Package Contents

- Grant Application
- Invitation for Bid Proposal\* and Invitation for Bid Proposal Attachment
- Copy of Advertisements or Notices of Bid
- All Vendor Bids\* in their entirety

\*No invitation to bid or vendor bids required for Salary Grants

**You must submit the entire Grant Application Package. Incomplete Applications and/or Application Packages will be considered ineligible for funding.**





The Grant Application Package should be submitted to the Local Records Branch by mail, email or fax.

**Email (preferred)**

[LRB.Application@ky.gov](mailto:LRB.Application@ky.gov)

**Mail**

Local Records Branch  
Kentucky Department for Libraries and Archives  
P.O. Box 537  
300 Coffee Tree Road  
Frankfort, Kentucky 40602-0537

**Fax**

Local Records Branch  
(502) 564-5773

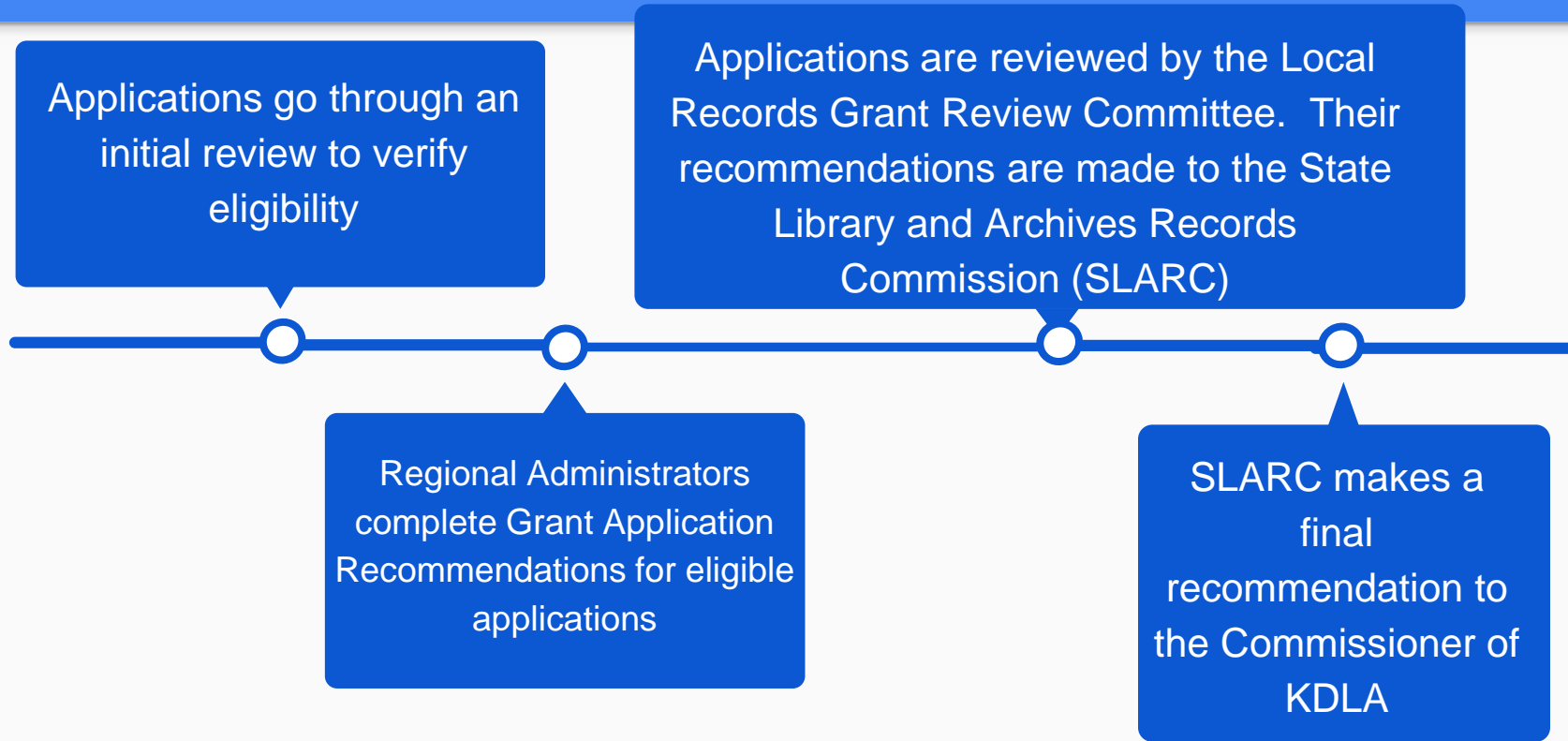
Mailed applications packages will be accepted with postmarks on or before the due date.

# Key Points to Remember for the Application



- Grants are awarded on priority and need. Be detailed and specific on your Project Summary.
- The authorized official or head of the local agency signs the grant application.
- Regional Administrators can review your application text and specifications, but cannot advise on procurement or specific bids.
- All grant guidelines and application materials, as well as project examples and previous awards are on the KDLA website.

# Grant Review Process



The applicants are notified after the SLARC Meeting and the Commissioner makes the final decisions.



**If your office is awarded the grant you will be notified by letter outlining the next steps and will receive the following:**





- ✦ **This is a competitive Grant Program and you may not be chosen to receive funding.**
- ✦ **If your office is not chosen for funding, or deemed ineligible you will be notified by letter.**
- ✦ **It is recommended that you contact your Regional Administrator who can help you determine the next steps in resubmitting an application in the next cycle.**

# Key Points to Remember After Submission



- The review committee can reject a preferred vendor.
- Partial funding is a possibility on proposed projects with multiple tasks.
- There are two Grant cycles each year.
- If you are awarded the grant, you are required to follow all policies and guidelines, including the completion and submission of a Project Status Report and supporting documentation semi-annually.



# Further Training and Information

<http://kdla.ky.gov>

Training Opportunities

Helpful Resources

Local Records Branch  
Services



The Local Records Branch at KDLA is creating training and records management guidance to assist with records management programs. There are several guidance documents available currently but if there are particular topics that are important to you, please contact your Regional Administrator.







KDLA has many resources to help manage records in all formats. Don't hesitate to contact KDLA with any questions or concerns about records management issues. We want to help!

KDLA website:

<https://kdla.ky.gov/Pages/default.aspx>

Retention Schedules and Destruction Certificates:

<https://kdla.ky.gov/records/retentionschedules/pages/default.aspx>

Local Records Grant Program:

<https://kdla.ky.gov/records/recmgmtservices/Pages/LocalRecordsProgramGrants.aspx>

Local Records:

<https://kdla.ky.gov/records/recmgmtservices/Pages/LocalGovernmentRecordsServices.aspx>

Records Management:

<https://kdla.ky.gov/records/recmgmtguidance/Pages/default.aspx>

# Local Records Branch Services



North Central Region  
Beth Williams  
[bethh.williams@ky.gov](mailto:bethh.williams@ky.gov)  
502.750.1913

Local Records Branch Manager  
Nicole Bryan  
[nicole.bryan@ky.gov](mailto:nicole.bryan@ky.gov)  
(502) 564-1745

