


# Resources for a Nocturnal Animals Storytime

## Resource Books












### Starting With Stories: Engaging Multiple Intelligences Through Children's Books



by Pam Schiller and Pat Phipps

Pam Schiller's Starting With Stories is an excellent resource to use in developing storytimes for the diverse audiences you will encounter in public libraries.

## Nocturnal Animal Books



Bat Jamboree by Kate Appelt

Fireflies by Julie Brinckloe

Stellaluna by Janell Cannon

The Very Lonely Firefly by Eric Carle

Bat Loves the Night by Nicola Davies

Zipping, Zapping, Zooming Bats by Ann Earle

Kitten's First Full Moon by Kevin Henkes

Good-Night Owl by Pat Hutchins

Bats at the Library by Brian Lies

Nini Lost and Found by Anita Lobel

Night in the Country by Cynthia Rylant

Ten Flashing Fireflies by Philomon Sturges

Owl Babies by Martin Waddell

Forest Bright, Forest Night by Jennifer Ward

Owl Moon by Jane Yolen

## **Songs and Fingerplays**

### **Ten in the Bed**

Ten in the bed and the little one said,  
"Roll over, roll over!"  
They all rolled over and one fell out.  
9, 8, 7, 6, 5, 4, 3, 2,  
One in the bed and the little one said,  
"Alone at last. Good night!"

### **Big Yellow Moon**

Big yellow moon shines so bright, (Arms above head in circle shape.)  
Glides across the starry night, (Arms move from left to right.)  
Looks down at me (Hand shades eyes.)  
Asleep in bed, (Hands together at side of face.)  
Whispers, "Good night, sleepyhead." (Forefinger in front of mouth.)  
Big yellow moon, your turn is done. (Arms above head move down in front of body.)  
Here comes Mr. Morning Sun. (Arms move above head in circle shape.)  
I wake up. (Arms stretch out.)  
You go to bed. (Hands together at side of face.)  
"Sleep well, Moon, you sleepyhead." (Forefinger in front of mouth.)

### **Bear Song**

*Row, Row, Row Your Boat*  
Hug, hug, hug your bear  
Squeeze him very tight  
Hold him high  
Help him fly  
Then hug with all your might.

### **Twinkle, Twinkle**

Twinkle, twinkle, little star,  
How I wonder what you are!  
Up above the world so high,  
Like a diamond in the sky!  
Twinkle, twinkle, little star,  
How I wonder what you are!

### **Five in the Bed**

There were five in the bed and the little one said, (make #5 with your hands)  
"Roll over! Roll over!" (roll motion with hands)  
So they all rolled over and one fell out (roll motion)  
And bumped his head and shouted out, (knock on head, cup hands around mouth)  
"Please remember to tie a knot in your pyjamas, (tie an invisible knot)

Single beds are only made for one, two, three, four!" (number 1, 2, 3, 4...)

There were four in the bed and the little one said...  
There were three in the bed and the little one said...  
There were two in the bed and the little one said...

There was one in the bed and the little one said... (clapping to the beat)  
"I've got the whole bed to myself!"

### **Sleeping Time**

Down comes the sun  
And up comes the moon.  
It will be sleeping time soon.  
Birds are quiet in their trees.  
Cows and horses rest on their knees.  
Sleepy children are tucked into beds,  
With good night kisses upon their heads.

### **Stars**

At night I see the twinkling stars  
And a great big smiling moon.  
My mommy tucks me into bed  
And sings a good-night tune.

### **The Fireflies at Night**

"The Wheels on the Bus"  
The fireflies at night go blink, blink, blink  
Blink, blink, blink, blink, blink, blink  
The fireflies at night go blink, blink, blink  
Out in the garden.  
The bees in the flowers go buzz, buzz, buzz  
Buzz, buzz, buzz, buzz, buzz, buzz  
The bees in the flowers go buzz, buzz, buzz  
Out in the garden.  
cricket/fields/chirp  
caterpillars/on the leaves/munch  
spiders/in the bush/ spin their webs  
worms/in the ground/ wiggle and squirm

### **Wide-Eyed Owl**

There's a wide-eyed owl (circle your eyes with your hands)  
With a pointed nose (make a beak with your fingers)  
Two pointed ears (make ears with your fingers)  
And claws for toes (wiggle your "claws")  
He lives way up (point way up)  
In the tree (way, way up)

And when he looks at you (point to children)  
He flaps his wings (flap your wings)  
And says, "Who! Who!" (keep flappin' till the owls come home)

### **Wise Old Owl**

A wise old owl sat in an oak,  
The more he heard, the less he spoke;  
The less he spoke, the more he heard;  
Why aren't we all like that wise old bird?

### **Owl in the Tree**

(Sung to: Skip to My Lou)

Owl in the tree says "Who, who, who."  
Owl in the tree says "Who, who, who."  
Owl in the tree says "Who, who, who."  
"Who, who, who are you?"

### **Owl Hokey Pokey**

You put your right wing in.  
You put your right wing out.  
You put your right wing in.  
And you flap it all about.  
You do the owl hokey pokey and you fly yourself around.  
That's what it's all about. Hoo, hoo!

*Verses:*

Left wing

Right claw

Left claw

Beak

Whole, feathered self

## Flannel Boards



### 5 Wide-Eyed Owls

5 wide-eyed owls,  
They have pointed nosies,  
Two pointed ears and claws for their toesies.  
They sit on the branch and they look at you,  
One flaps his wings and he says WHOO  
WHOO!

### Five Hoot Owls

Five hoot owls sitting in a tree  
One flew away! How many do you see?  
One, two, three, four.

Four hoot owls sitting in a tree  
One flew away! How many do you see?  
One, two, three.

Three hoot owls... etc.

### “Five Little Fireflies”

Five little fireflies flashing past the door,  
one flew away, then there were four.  
Four little fireflies glowing around me,  
one flew away, then there were three.  
Three little fireflies lighting up my shoe,  
one flew away, then there were two.  
Two little fireflies glowing like the sun,  
one flew away, then there was one.  
One little firefly looking for some fun,  
she flew away, and then there were none.

## **Sensory and Movement Activities**

**Owl calling:** Divide the children into two groups. Have one group stand at one end of the classroom and the other group stand at the opposite side. Group one can be the humans and group two, the owls. The teacher gives calling directions -i.e. call softly, call loudly, call with a high voice, call with a low voice. Group one calls first and then group two answers. The owl group could use their puppets at this time. As each group calls they take a step toward the center. When the groups meet in the middle it is time to switch and let group one be the owls and group two be the humans.

### **I'm a Firefly**

I'm a little firefly

Look at me!

I'm as happy as I can be.

See my light flicker and shine so bright

Now watch me fly into the night!

**ACTIVITY:** Have children stand in a circle with their hands behind their backs. Dim the lights. Provide 2 flashlights that are easily turned off and on. Have the group sing the song above. When they sing "See my light flicker" the children holding flashlights begin to turn them off and on and pair up at the center of the circle. They then give the flashlights to two different children. Continue to play until each child has had a turn.

### **Firefly**

A little light is going by,

It is going up to see the sky.


A little light with wings.

I could have never thought of it,

To have a little bug all lit

And made to go on wings.

## Craft Ideas



<http://www.mnn.com/family/family-activities/stories/fun-nature-craft-scare-owl>



<http://craftsbyamanda.com/2010/06/paper-plate-owl-craft.html>





<http://iheartcraftythings.blogspot.com/2011/07/story-time-tuesday-very-lonely-firefly.html>



Site includes other owl crafts and printables, too!  
<http://mamasmonkeys.blogspot.com/2011/08/owl-tot-pack.html>






Owl Babies Craft  
<http://iheartcraftythings.blogspot.com/2011/09/owl-babies-craft.html>

# Five Hoot Owls Template

Sunflower Storytime  
sunflowerstorytime.com





Firefly

<http://craft-craft.net/recycling-plastic-bottles-pop-bottle-craft.html>



<http://www.ohdeedoh.com/ohdeedoh/make-fireflies-that-really-light-up-147918>



You could also do this with baby food jars and tea lights.  
<http://thelongthread.com/?p=4159>