


Resources for an Imagination Themed Storytime

Resource Books

Starting With Stories: Engaging Multiple Intelligences Through Children's Books



by Pam Schiller and Pat Phipps

Pam Schiller's Starting With Stories is an excellent resource to use in developing storytimes for the diverse audiences you will encounter in public libraries.

Many of the activities in this book could be applied to an imagination theme. After all, it takes imagination to create and enjoy books. Here are some of our favorites:

Page 52, Cloudy With a Chance of Meatballs:

- Sing "The Raindrop Song." Invite the children to change the lyrics to include items they would like to have fall from the sky, instead of the lemondrops and gumdrops already mentioned in the lyrics.
- Suggest that the children use crayons, markers, and paper to draw pictures of their favorite foods falling from the sky.

Page 66, The Dot:

- Draw a dot on a piece of chart paper. Encourage the children to brainstorm a list of things the dot might represent, such as a snowflake, a flea, a grain of sand, a period, and so on.

Page 184, Ten Black Dots:

- Suggest that the children use their imaginations to create pictures using crayons and black stick-on dots. When they are finished, invite them to describe their creations.
- Paint 10 6" paper plates black. Lay them on the floor and invite the children to see what they can make with the black dots.












Page 200, Tuesday:

- Cut large green lily pads (2' x 3') out of butcher paper or vinyl fabric. Place the lily pads on the floor and encourage the "little frogs" to pretend to fly on them.

Page 212, Why Mosquitoes Buzz in People's Ears:

- Point out that stories like this, which try to explain why something happens, are called pourquoi (which means why in French) stories. Show the children other examples of this type of story, such as Grandfather Twilight by Barbara Berger and Why the Sun and the Moon Live in the Sky by Elphinstone Dayrell.

Imagination Books



Harold and the Purple Crayon by Crockett Johnson

Imogene's Antlers by David Small

The Dot by Peter H. Reynolds

The Day Jimmy's Boa Ate the Wash by Trinkha Hakes Noble

Quick as a Cricket by Audrey Wood

Dad's Dinosaur Day by Diane Dawson Hearn

The Squiggle by Carole Lexa Schaefer

Henry's Amazing Imagination! By Nancy Carlson

It Looked Like Spilt Milk by Charles G. Shaw

Library Mouse by Daniel Kirk

Not a Box by Antoinette Portis

Edward and the Pirates by David McPhail

Songs and Fingerplays

Just about any song or fingerplay that encourages imagination or pretending will work here, but here are a few that are particularly appropriate.

The Raindrop Song

If all the raindrops
Were lemondrops and gumdrops
Oh, what a rain that would be!
Standing outside, with my mouth open wide
Ah, ah, ah, ah, ah, ah, ah, ah, ah, ah
If all the raindrops
Were lemondrops and gumdrops
Oh, what a rain that would be!

If all the snowflakes
Were candy bars and milkshakes
Oh, what a snow that would be!
Standing outside, with my mouth open wide
Ah, ah, ah, ah, ah, ah, ah, ah, ah, ah
If all the snowflakes
Were candy bars and milkshakes
Oh, what a snow that would be!

If all the sunbeams
Were bubblegum and ice cream
Oh, what a sun that would be!
Standing outside, with my mouth open wide
Ah, ah, ah, ah, ah, ah, ah, ah, ah, ah
If all the sunbeams
Were bubblegum and ice cream
Oh, what a sun that would be!

Can You Move With Me

(tune of Do Your Ears Hang Low?)
Can you wiggle like a worm?
Can you squiggle? Can you squirm?
Can you flutter? Can you fly like a gentle butterfly?
Can you crawl upon the ground
Like a beetle that is round?
Can you move with me?
Can you flip? Can you flop?
Can you give a little hop?
Can you slither like a snake?
Can you give a little shake?
Can you dance like bee

Who is buzzing round a tree?
Can you move with me?

I Wish I Were

(tune of "If You're Happy and You Know It")

Oh I wish I wee a little juicy orange.
Oh I wish I wee a little juicy orange.
I'd go squirty, squirty, squirty
Over everybody's shirty.
Oh I wish I wee a little juicy orange.
Oh I wish I were a little bar of soap.
Oh I wish I were a little bar of soap.
I'd go slidy, slidy, slidy
Over everybody's body
Oh I wish I were a little bar of soap.
Oh I wish I were a little blob of mud.
Oh I wish I were a little blob of mud.
I'd go gooey, gooey, gooey
Over everybody's shoey
Oh I wish I were a little blob of mud.
Oh I wish I were a little cookie crumb.
Oh I wish I were a little cookie crumb.
I'd go crumby, crumby, crumby
Over everybody's tummy
Oh I wish I were a little cookie crumb.
Oh I wish I were a little radio.
Oh I wish I were a little radio.
I'd go CLICK!

Little Frog

A little frog in a pond am I,
Hippety hippety hop.
And I can jump in the air so high,
Hippety hippety hop.

Monkey See, Monkey Do

When you clap, clap, clap your hands
Monkey claps, claps, claps his hands.
Monkey see, Monkey do
Just the same as me and you.

Baby Mice

Where are the baby mice?
Squeak, squeak, squeak.
(Make a fist)
I do not see them. Peek, peek, peek.

(Try to look inside fist)

Here they come out of their hole in the wall. (Open fist)

One, two, three, four, five. That's all! (Count on fingers)

The Noble Duke of York

The noble duke of York

He had ten thousand men

He marched them up to the top of the hill

And he marched them down again

And when you're up, you're up

And when you're down, you're down

And when you're only halfway up

You're neither up nor down

He marched them to the left

He marched them to the right

He turned them over and upside down

Oh what a funny sight!

Pretending

I'm a bear - hear me growl!

I'm a lion - hear me roar!

I'm a dog - hear me bark!

As I run out the door.

I'm an elephant - with a trunk

I'm a camel - with a hump

I'm a donkey - running races

I'm a monkey - watch me jump.

Shake My Sillies Out

Gotta shake, shake, shake my sillies out

Shake, shake, shake my sillies out

Shake, shake, shake my sillies out

And wiggle my waggles away.

Gotta clap, clap, clap my crazies out...

Gotta jump, jump, jump my jiggles out...

Gotta yawn, yawn, yawn my sleepies out...

Gotta stretch, stretch, stretch my stretchies out

Gotta shake, shake, shake my sillies out...

The Pirate Song

When I was one,

I banged my drum.

The day I went to sea.

I jumped aboard a pirate ship,

And the captain said to me,
We're going, this way, that way,
Forwards and backwards,
Over the Irish Sea.
A bottle of rum (or milk), to warm my tum,
And that's the life for me.


When I was two,
I buckled my shoe.....

When I was three,
I banged my knee....

When I was four,
I knocked on the door....

When I was five,
I learned to dive.....

Flannelboards



- Do It Looked Like Spilt Milk as a flannel board.

Sensory and Movement Activities



An imagination theme is the perfect opportunity to encourage pretend play and open-ended art activities. Have the children use the pop-up theater and puppets to put on an impromptu puppet show. Here are some other fun ideas for pretend play at the library:

- For warming up the winter blues we turn your storytime room into a beach. Ask parents to dig out the children's swimsuits and wear them for storytime. Put a tarp on the floor and fill a child size pool with just enough water for the kids to get a little wet. Then have out beach towels, beach balls, sunglasses, sand toys and of course ice cream cones. Have a great time and think summer at the same time.



- Use paper bags (or reusable shopping bags), a toy cash register, play money, and empty cereal boxes, plastic food, and clean juice and milk cartons for a grocery store pretend area.
- Use a toy medical kit, bandages, and dolls for a pretend doctor's office. Or replace the dolls with stuffed animals for a vet's office.
- Play business office with a keyboard, telephone, tablet of paper, envelopes, post-its, a hole puncher, and tape.
- Assemble stuffed animals, small bowls for food and water dishes, ribbon or yarn for leashes, boxes and baskets for cages, books about pets, and play money for a pretend pet shop. Children can make signs, pretend bags of food, price tags, and receipts.



- Have the child play travel agency by providing a globe and/or maps, brochures of vacation places, an old telephone, a calendar, travel magazines, atlases, and books about places. The children can create posters

of fun vacation spots, plane tickets, passports, schedules and itineraries, and postcards.

- String up a clothes line and let the children hang up the wash. Encourage them to speculate about what they think Jimmy's boa did after he ate the wash.



- Turn the kids loose with some empty boxes and crayons and let them use their imagination to create and play.

An imagination theme is a great opportunity for pretend play in your storytime.

Follow these links for ideas and props to encourage pretend play:

<http://simplekids.net/creative-pretend-play-props-and-ideas/>

<http://growinginpeace.wordpress.com/2009/04/15/props-for-pretend-play/>

<http://www.netplaces.com/toddler-activities/lets-pretend/props-for-pretend-play.htm>

<http://www.scholastic.com/teachers/article/building-language-literacy-through-play>

<http://familyfun.go.com/playtime/brain-play-701255/4/>

Scroll down on this page for imagination activity ideas:

<http://fun.familyeducation.com/childrens-science-activities/imaginative-play/51281.html?detoured=1>

Craft Ideas

A main idea behind creativity is using one's imagination. Even if a child is not artistic, or cannot hear the pitch in music, he or she can still use their imagination. For a craft project, the kids can make chalk drawings, like the character in *Blackboard Bear* by Martha Alexander. Or they can make a drawing using only purple crayons, like Crockett Johnson's *Harold and the Purple Crayon*.

- **Shape Collages:** Cut out small shapes in different colors. Put them in small paper bags. Have them arrange them in different ways and glue them to the bag to make whatever they can imagine.
- **"My circle is a..." coloring page**
Inspired by Anotinette Portis' books. Cut circles out of colorful construction paper. Give the children the opportunity to glue their circle onto a sheet of paper, with "My circle is a..." printed on it. Let them imagine their circle as something other than a circle.
- **Splatter Paint:** Take the children outside to do splatter paint. Make sure parents know to dress them in old clothes! Give the children paint, brushes, and paper and let them splatter away like Jackson Pollack.





- **Puppet Making:** Put out paper bags and different craft materials and let the children use their imaginations to create their own puppets. Let them use the pop-up puppet theater to put on a puppet show with their puppets when they are done.

- **Free-Form Craft Day:** Put out different types of craft materials. Allow the children to use them to create whatever they want.
- **Spilt Milk Book:** Allow the children to create their own Spilt Milk book. Create a book for each child by folding a piece of construction paper in half. Put a dab of white paint in the middle and let the child fold it over to create a shape. Ask the children to speculate about what their creations look like.



- **Shaving Cream Paint:** Mix glue and shaving cream to create “paint” that dries with a 3-D puffy cloud-like results.



- **Draw Like Harold:** Put a long piece of bulletin board paper on the wall. Give the children purple crayons and allow them to draw like Harold.



- Have the children create antlers like Imogene's to wear home.