


# Resources for a Fairy Tale or Nursery Rhyme Themed Storytime

## Resource Books

### Starting With Stories: Engaging Multiple Intelligences Through Children's Books




by Pam Schiller and Pat Phipps

Pam Schiller's Starting With Stories is an excellent resource to use in developing storytimes for the diverse audiences you will encounter in public libraries. There are many sections of this book that cover folktales, fairy tales, nursery rhymes, and traditional songs and fingerplays. These include:


Pages 14-15	Abiyoyo
Pages 22-23	Anansi and the Talking Melon
Pages 90-91	Gingerbread Baby
Pages 96-97	Henny Penny
Pages 112-113	Itsy Bitsy Spider
Pages 122-123	Little Red Hen
Pages 130-131	Miss Polly Has a Dolly
Pages 178-179	Stone Soup
Pages 190-191	There Was an Old Lady Who Swallowed a Fly
Pages 194-195	To Market, To Market

### The Best of Mailbox Magazine: Nursery Rhymes



This book is a compilation of nursery rhyme activities from Mailbox Magazine. Inside you'll find math, science, and language activities, craft projects, songs, poems, fingerplays, and patterns and reproducible—all about nursery rhymes! Check out the “Twinkle Star Headbands” on page 6 for a cute craft idea, “Jack Be Nimble—And Jill Jump, Too!” on page 17 for a flannel board that teaches size, colors, and numbers, and “Fabulous Faux Flowers” on page 22 for a puppet activity.

### Nursery Rhymes: Puppets, Patterns, and Props by Holly Burns



The materials in this book can be used to create puppets, character necklaces, and headbands. It includes templates for ten popular nursery rhymes.

## Nursery Rhyme/Fairy Tale Books



Mama Goose: A Latino Nursery Treasury by Alma Flor Ada and F. Isabel Campoy

Big Fat Hen by Keith Baker

Hickory Dickory Dock by Keith Baker

Jasper's Beanstalk by Nick Butterworth and Mike Inkpen

Yummy: Eight Favorite Fairy Tales by Lucy Cousins

The Three Billy Goats Gruff by Paul Galdone

The Lady With the Alligator Purse by Mary Ann Hoberman and Nadine Bernard Westcott

Mary Had a Little Lamb by Mary Ann Hoberman and Nadine Bernard Westcott

Red Green Blue by Alison Jay

The Three Little Pigs by Stephen Kellogg

Goldilocks and the Three Bears by James Marshall

Cinderella's Rat by Susan Meddaugh

To Market, To Market by Anne Miranda

My Very First Mother Goose by Iona Opie

The Little Red Hen by Jerry Pinkney

Baa, Baa, Black Sheep by Iza Trapani

The House That Jack Built by Jeanette Winter

## Songs and Fingerplays

### **Jack and the Beanstalk**

*"The Farmer in the Dell"*

The beans began to grow.

They grew up from the ground.

When Jack climbed up the stalk,

What do you think he found?

Jack found some gold.  
Jack found some gold.  
Way up high in the sky,  
Jack found some gold.  
...a hen, a harp...

### **Hickory Dickory Dock**

*Stand up straight and hold your hands together  
as they dangle in front of you like a pendulum.*  
Hickory Dickory Dock,  
*Swing pendulum from side to side*  
The mouse ran up the clock,  
*Run your fingers from your toes to head*  
The clock struck one,  
*Clap your hands over your head*  
The mouse ran down,  
*Run fingers down body*  
Hickory Dickory Dock.  
*Swing pendulum*

### **Color Mittens**

My poor little kitten lost her mitten,  
And started to cry, "boo hoo"  
So I helped her look for her mitten,  
Her beautiful mitten of blue.

I found a mitten just right for a kitten,  
Underneath my mother's bed.  
Alas, the mitten was not the right mitten,  
For it was colored red.

I found a mitten just right for a kitten,  
Underneath my father's pillow.  
Alas, the mitten was not the right mitten,  
For it was colored yellow.

I found a mitten just right for a kitten,  
Underneath the laundry so clean.  
Alas, the mitten was not the right mitten,  
For it was colored green.

I found a mitten just right for a kitten,  
Inside my favorite shoe.  
And this time the mitten was just the right mitten,  
For it was colored blue.

### **Fee, Fi, Fo, Fum**

Fee, fi, fo, fum,  
See my finger, see my thumb,

Fee, fi, fo, fum,  
Finger's gone,  
So is thumb.

### **Suppose**

Do you suppose a giant  
Who is tall, tall, tall *reach toward ceiling stand on tiptoe*  
Could ever be a brownie who is small, small, small? *crouch down on floor*  
But the brownie who is tiny  
Will try, try, try,  
To reach up to the giant,  
Who is high, high, high.

### **Two Little Dickey Birds**

*This adaptation of Two Little Dickey Birds introduces  
the concepts of soft and loud...*

Two little dickey birds sitting on a cloud.  
One named "Soft,"  
And the other named "Loud."  
Fly away, Soft!  
Fly away, Loud!  
Come back, Soft!  
Come back, Loud!

### **Fairies in the Yard**

Fairies in the yard are twirling around, twirling around, twirling around.  
Fairies in the yard are twirling around, all around the yard  
Fairies in the yard are flying around, flying around, flying around.  
Fairies in the yard are flying around, all around the yard.  
Fairies in the yard are leaping around, leaping around, leaping around.  
Fairies in the yard are leaping around, all around the yard  
Fairies in the yard are skipping around, skipping around, skipping around.  
Fairies in the yard are skipping around, all around the yard  
Fairies in the yard are running around, running around, running around.  
Fairies in the yard are running around, all around the yard  
Fairies in the yard are hopping around, hopping around, hopping around.  
Fairies in the yard are hopping around, all around the yard

### **All Around the Castle**

*Pop Goes the Weasel*  
All around the castle  
The knight chased the dragon  
The dragon thought it was all in fun  
ROAR went the dragon!

### **Goldilocks**

When Goldilocks went to the house of the bears.  
Oh what did her blue eyes see, *put fingers around eyes*  
A bowl that was big, *arms out stretched*  
A bowl that was small, *bring arms in slightly*  
A bowl that was tiny and that's not all, *bring hands together for tiny*  
She counted them 1,2,3.  
*Repeat with chairs, beds, and bears.*

Last lines:

A bear that was big.  
A bear that was small.  
A bear that was tiny and that was all.  
She ran away 1,2,3  
*growl*

### **Sleeping Beauty**

*London Bridge*

There was a princess long ago, long ago, long ago,  
There was a princess long ago, long, long ago.  
She pricked her finger and fell asleep, fell asleep, fell asleep,  
She pricked her finger and fell asleep, long, long ago.  
The princess slept for 100 years, 100 years, 100 years,  
The princess slept for 100 years, long, long ago.  
A great big forest grew around, grew around, grew around,  
A great big forest grew around, long, long ago.  
A gallant prince came galloping by, galloping by, galloping by,  
A gallant prince came galloping by, long, long ago.  
He took his ax and chopped it down, chopped it down, chopped it down,  
He took his ax and chopped it down, long, long ago.  
He took her hand to wake her up, to wake her up, to wake her up,  
He took her hand to wake her up, long, long ago.  
Now everybody's happy now, happy now, happy now,  
Now everybody's happy now, long, long ago.

### **Where is the Royal Family?**

*Where is Thumbkin?*

Where is king, where is king?  
Here I am, here I am.  
How are you today sir?  
Very well, I say, sir.  
Run away, run away.  
Queen, Prince, Princess, Royal Baby...

### **The Three Little Pigs**

There were three little pigs who were forced to roam,  
So each decided to build a home.

They bought some neat stuff from a nice man,  
And then he said to them, "Build what you can!"  
The 3 little pigs said "We shall use it all!"  
Then the first little pig took the basket of straw.  
The second little pig took the bundle of sticks,  
The third little pig took a wheelbarrow of bricks.  
They each built a house...and you know the rest,  
Only one house is left, cause it was the best.

## **Sensory and Movement Activities**

### **Plant a Kiss on The Frog**

Make a large frog and put it on the wall. Next make several lips, blindfold your kids and have them try to plant a kiss on the frog.

### **Jack Be Nimble Candle Jump**

Have the children take turns jumping over a candle stick.

## **Craft Ideas**

### **Three Little Pigs Nose**

Cut egg carton bottoms (the part the eggs sit in) into its twelve sections. Let the children paint it and put the nostrils on it. Next attach string to both sides (staple or punch holes and tie) and your children have cute pig noses.

### **Three Pigs House**

Let the children create the three little pigs houses by using red paper rectangles (bricks), spaghetti (straw), and small twigs or toothpicks (sticks).



### **Humpty Dumpty**

Cut a tagboard oval shape. Cover it with thinned glue. Cover the glue with crushed eggshells or bits of white tissue paper. Once the glue has dried, attach wiggle eyes and create additional features if desired.

### **Stardust Jars**

Mix oil, water, food coloring, and glitter in a clear plastic bottle or baby food jar. Make sure to seal the bottle tightly. The contents will mix and float in the bottle.

### **The Princess and the Pea**

After reading the story to the children make your own Princess's Bed. This is a great project to use up some of those material scraps you've had in your cupboard for a while! Have children glue the material strips (mattresses) horizontally onto what ever paper you want to use. They should glue them closely together so they look like a tall stack of mattresses on a bed. When they get it to the height they desire, let the children draw the

princess on the top mattress. Then give them a pea to glue underneath the bottom mattress.

### **Cinderella Art**

Cut out high-heeled shoe shapes from white or light blue paper. Have the children cover the shape with glue and then sprinkle on opalescent clear, white, light blue or silver glitter. Glass slippers!

### **Fire-Breathing Dragons**

Cut out dragon shapes from light brown or gray paper. Draw or glue paper scales on the body, glue on paper spikes along his back, and add orange and yellow tissue paper strips to his mouth for the fire.

### **Twinkle, Twinkle Little Star**

Make a mobile by tying small yellow stars to a larger moon shape.

