


Resources for a Color Themed Storytime

Resource Books

Starting With Stories: Engaging Multiple Intelligences Through Children's Books




by Pam Schiller and Pat Phipps

Pam Schiller's Starting With Stories is an excellent resource to use in developing storytimes for the diverse audiences you will encounter in public libraries.

P 38-39 Brown Bear, Brown Bear, What Do You See?







P 136-137 Mouse Paint



Mailbox: Colors

Literacy and math activities, basic skills reinforcement, craft ideas, learning centers, patterns and reproducibles—all about colors.

Books



Kitten Red Yellow Blue by Peter Catalanotto

Dog's Colorful Day by Emma Dodd

Color Zoo by Lois Ehlert

Planting a Rainbow by Lois Ehlert

Lunch by Denise Fleming

Where is the Green Sheep? by Mem Fox
Color Dance by Anne Jonas
Pete the Cat: I Love My White Shoes by Eric Litwin
Growing Colors by Bruce McMillan
Brown Bear, Brown Bear by Bill Martin
Spicy Hot Colors by Sherry Shahan
Blue Goose by Nancy Tafuri
Mouse Paint by Ellen Stohl Walsh

Songs and Fingerplays

Painting Fun

Twinkle, Twinkle Little Star

I know the colors for painting fun,
Green like the grass and yellow like the sun,
Orange like a pumpkin, white like the snow,
A ruby rose and a jet black crow.
Blue like a mailbox, brown like an ape,
A little pink pig and some purple grapes.

Driving Round in My Car

Ten Little Indians

Driving round in my little red car
Driving round in my little red car
Driving round in my little red car
Zoom zoom zoom zoom zoom
Blue car, green car, yellow car, etc.

Red, Red

Red, red is the color I see
If you're wearing red, then show it to me
Stand up, take a bow, turn around
Show me your red and sit back on the ground
Blue, green, etc.

Colors We Know

Twinkle Twinkle

Red and orange, green and blue, shiny yellow, purple too!
These are the colors that we know, way up high in the great rainbow.
Red and orange, green and blue, shiny yellow, purple too!

Skip to My Lou

Skip, skip, skip to my Lou.
Skip, skip, skip to my Lou.
Skip, skip, skip to my Lou.
Skip to my Lou, my darlin'.

Little red wagon painted blue.
Little red wagon painted blue.
Little red wagon painted blue.
Skip to my Lou, my darlin'.
Little blue wagon painted pink....
Little pink wagon painted purple....
Repeat the wagon verse changing the colors of the wagon each time.

Color Hokey Pokey

Put different colored stickers on each child's hand and foot and other body parts.

You put the red in,
You put the red out,
You put the red in,
And you shake it all about.
You do the hokey pokey and you turn yourself around,
That's what it's all about.

Beautiful Rainbow

One day the sun was shining bright (hold up right hand like blocking sunlight)
But some clouds came along and it became black as night
(Hold up left hand for the clouds)
Then the rain began to sprinkle onto the ground
(wiggle fingers for the rain coming down)
And soon it was raining all over the town.
But when the clouds had passed on by (move both hands to one side)
A big beautiful rainbow stretched across the sky
(make a rainbow arc with your hands)

Flannelboards and Props

Color Mittens

My poor little kitten lost her mitten,
And started to cry, "boo hoo"
So I helped her look for her mitten,
Her beautiful mitten of blue.

I found a mitten just right for a kitten,
Underneath my mother's bed.
Alas, the mitten was not the right mitten,
For it was colored red.

I found a mitten just right for a kitten,
Underneath my father's pillow.
Alas, the mitten was not the right mitten,
For it was colored yellow.

I found a mitten just right for a kitten,
Underneath the laundry so clean.
Alas, the mitten was not the right mitten,
For it was colored green.

I found a mitten just right for a kitten,
Inside my favorite shoe.
And this time the mitten was just the right mitten,
For it was colored blue.

Rainbow in a Pot

<http://kidsbibliothèque.blogspot.com/2012/02/color-storytime.html>

Take some cherries, put them in the pot
Stir it, stir it, stir it a lot.
Pour it out now what will it be?
The prettiest red you ever did see.

Take an orange...
Take a lemon...
Take a lime...
Take some berries...
Take some grapes...

Red and orange, yellow and green,
Blue and purple, colors are seen.
Put them together, what will they be?
The prettiest rainbow you ever did see!



I used a large pot (actually, a plastic cauldron from Halloween) as a prop in front of me, and asked the kids to imagine that they had their own magic pots as we sang the song. As we sang, I would hold up colorful pictures of the fruit in question, printed off of the Internet. I would put the picture in the pot and ask the kids to help me stir. I would then pull out a strip of paper with the appropriate color and stick it up on our board for everyone to see. By the end of the song, we have a beautiful rainbow!

I Have a Crayon

Hand out the felt crayons to the kids and as you read this rhyme, have them put their crayon on the board when you call their color:

I have a crayon, I'll give it to you.
Here is my crayon, my crayon of blue.

I have a crayon, a lovely little fellow.
Here is my crayon, my crayon of yellow.



I have a crayon, I think it's just right.
Here is my crayon, my crayon of white.

I have a crayon, it's here on my head.
Here is my crayon, my crayon of red.

I have a crayon, I found it in town.
Here is my crayon, my crayon of brown.

I have a crayon, we can draw a circle.
Here is my crayon, my crayon of purple.

I have a crayon, what do I see?
Here is my crayon, an orange one for me.

I have a crayon right in my sack.
Here is my crayon, my crayon of black.

I have a crayon, I think it's just right.
Here is my crayon, my crayon of white.

I have a crayon, the best ever seen.
Here is my crayon, my crayon of green.

The Leaves of the Trees

Hand out the leaves to the children and ask them to help create a tree while we sing.

The Wheels on the Bus

The leaves of the trees turn orange and red
orange and red, orange and red
The leaves of the trees turn orange and red
All through the town.
The leaves of the trees come tumbling down
tumbling down, tumbling down
The leaves of the trees come tumbling down
All through the town.
The leaves on the ground go swish, swish, swish
Swish, swish, swish, swish, swish, swish,
The leaves on the ground go swish, swish, swish
All through the town.



Baa, Baa, Black Sheep

Sing the song using a different colored puppet each time.
Baa, baa, black sheep,



Have you any wool?
Yes sir, yes sir,
Three bags full.
One for the master, and one for the dame,
And one for the little boy who lives down the lane.
Red sheep, blue sheep, etc.

Sensory and Movement Activities

Color Clips: Cut 6-inch squares out of three or more different colors of posterboard. Paint four spring-type clothespins to match each square. Mix up the clothespins and place them in a box or a basket. Then let the children match the colors by clipping the clothespins to the sides of the appropriate squares.

Color Hoops: Give the children color hoops to explore. Place colored cellophane or plastic wrap inside embroidery hoops. Encourage the children to look through the hoops to see what happens to the world around them. Ask them to describe what they see.

Colorscopes: Cover one end of an empty toilet paper tube or paper towel tube with blue cellophane or plastic wrap. Secure with glue or masking tape. Invite the children to view the world through colored glasses. Ask them to describe what they see.

Craft Ideas

For craft and activity ideas check out our Colors Pinterest board:

<http://pinterest.com/kdlakids/colors/>

The screenshot shows a web browser window displaying a Pinterest board. The browser's address bar shows the URL <http://pinterest.com/kdlakids/colors/>. The Pinterest interface includes a search bar, the Pinterest logo, and navigation options like 'Add', 'About', and 'KDLA'. The board itself is titled 'Colors' and is owned by 'KDLA Children's and Youth Services', which has 97 followers and 28 pins. The board contains several pins, each with a thumbnail image, a title, a repin count, and a source URL. The pins include: 'Homemade lava lamps' (1 repin, myreciperoom.blogspot.com), 'Rainbow Craft' (1 repin, storytimekatie.com), 'Color mixing lady bugs' (2 repins), 'Pete the Cat Craft' (4 repins, mrsleeskinderkids.blogspot.com), 'Activities to go with "Pete the Cat" book' (8 repins, makingleapinfun.com), 'Painting Pete the Cat's Shoes' (3Dinosaurs.com), and 'Mouse Paint' (4 repins, lisaslibraryland.blogspot.com). The Windows taskbar at the bottom shows the time as 4:08 PM on 10/24/2012.