

Collection Assessment and Diversity Analysis

Beth Eifler and Sarah Geisler
Campbell County Public Library
April 6, 2023

What is CCPL's Collection Assessment?

- Conducted every two years since 2010
- Measures the **Quality** of the collection
- Analyzes CCPL's collection size, age, and usage
- Compares the collection with library standards and local demographic data
- Identifies problem areas
- Informs future selection, deselection, and budgeting

Methodology

- Comparison to Standards
- Gap Analysis
- Age of the Collection
- Use Analysis
- Relative Use
- Community Needs

* Most methods used were presented in the course **Fundamentals of Collection Assessment**, offered by the Association for Library Collections & Technical Services in March-April 2018.

Data

Types of Data

- Item counts
- Publication dates
- Circulation stats
- Formats
- Statistical codes
- Census Data

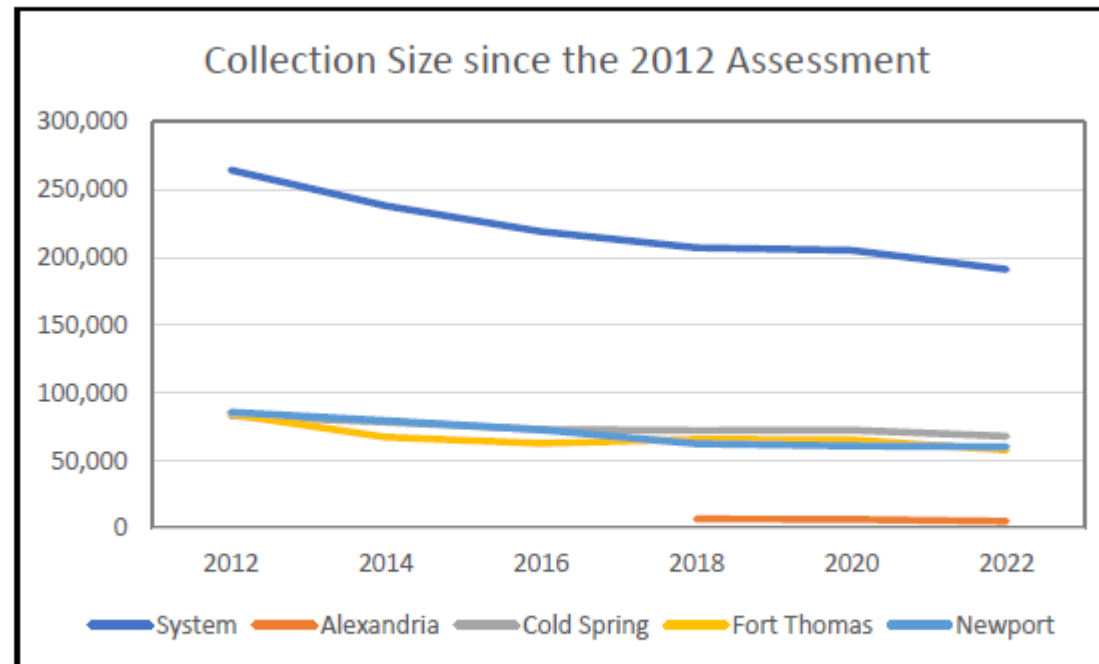
Criteria

- Fiscal Year:
 - July 1 - June 30
- Available items:
 - In
 - Out
 - Out-ILL
 - Transferred
 - In-transit
 - Held

Data Sources

- Polaris ILS
- Polaris “Reports and Notices”
- SimplyReports
- Internal reports
- OverDrive Marketplace
- United States Census Bureau

Collection Size



Overall, the total system collection size decreased by 26% from 2012 to 2022.

Collection Size

Percent Change from 2020 Assessment:

| | System | Alexandria | Cold Spring | Fort Thomas | Newport |
|---------------------|------------|-------------|-------------|-------------|-----------|
| Adult fiction | 3% | -11% | 3% | -5% | 12% |
| Adult nonfiction | -2% | -21% | -6% | -5% | 8% |
| Juvenile fiction | -3% | -5% | -4% | -8% | 2% |
| Juvenile nonfiction | -2% | -17% | -1% | -9% | 4% |
| Video | -6% | -29% | -4% | -11% | 4% |
| Audio | -21% | -56% | 6% | -36% | -1% |
| Music | -23% | -40% | -27% | -28% | -11% |
| Software | -15% | -19% | -15% | -16% | -7% |
| TOTAL | -4% | -19% | -4% | -10% | 4% |

Collection Age

System Collection Age: 2022¹

| | Before 2008 | 2008-2012 | 2013-2017 | 2018-2022 | Total |
|---------------------|---------------|---------------|---------------|---------------|----------------|
| Adult Nonfiction | 2,953 | 2,527 | 7,677 | 14,089 | 27,246 |
| Adult Fiction | 4,775 | 4,227 | 6,997 | 15,240 | 31,239 |
| Large Type | 795 | 1,306 | 3,103 | 4,478 | 9,682 |
| YA Fiction | 1,090 | 1,605 | 3,693 | 4,585 | 10,973 |
| YA Nonfiction | 92 | 126 | 192 | 271 | 681 |
| Juvenile Fiction | 12,145 | 7,391 | 13,805 | 12,885 | 46,226 |
| Juvenile Nonfiction | 3,670 | 2,203 | 6,446 | 6,548 | 18,867 |
| Adult Video | 6,232 | 4,396 | 6,315 | 6,527 | 23,470 |
| Juvenile Video | 1,133 | 1,095 | 1,379 | 1,097 | 4,704 |
| Audio | 1,831 | 1,690 | 2,107 | 2,379 | 8,007 |
| Music | 3,525 | 1,345 | 2,166 | 2,242 | 9,278 |
| Games | 32 | 257 | 219 | 297 | 805 |
| TOTAL | 38,273 | 28,168 | 54,099 | 70,638 | 191,178 |
| Percentage | 20% | 15% | 28% | 37% | |

Collection Age

- CREW - Continuous Review, Evaluation and Weeding
- Look closely at items in Dewey areas that age more quickly
- Average vs. Median dates
- **Shelf life: 1-3 Years** (Ideal median date = 2021)
- **Shelf Life: 5 Years** (Ideal median date = 2020)
- **Shelf Life: 10 Years** (Ideal median date = 2018)

Collection Age and CREW

Shelf Life: 5 Years
Ideal median date = 2020

610s – Medicine and Health: "Weed ruthlessly when it comes to current medical practices. Patrons rely on up-to-date information and outdated information can be dangerous."

| 2022 | Number of Items | Median Publication Date | Average Publication Date |
|-------------------------|-----------------|-------------------------|--------------------------|
| Alexandria Adult | 30 | 2019 | 2019 |
| Cold Spring Adult | 492 | 2018 | 2018 |
| Fort Thomas Adult | 518 | 2018 | 2018 |
| Newport Adult | 511 | 2018 | 2019 |
| Alexandria Juvenile | 18 | 2019 | 2018 |
| Cold Spring Juvenile | 126 | 2017 | 2017 |
| Fort Thomas Juvenile | 130 | 2017 | 2017 |
| Newport Juvenile | 132 | 2017 | 2017 |
| Alexandria Young Adult | 0 | n/a | n/a |
| Cold Spring Young Adult | 3 | 2015 | 2015 |
| Fort Thomas Young Adult | 20 | 2018 | 2017 |
| Newport Young Adult | 17 | 2016 | 2015 |

Relative Use

Relative use is the ratio of the percentage of a collection's circulation vs. the percentage of holdings in that particular area.

$$\text{Relative Use} = \frac{\text{circs (section)}/\text{circs (library)}}{\text{items (section)}/\text{items (library)}}$$

Relative Use

Fort Thomas

| Adult Nonfiction | Collection Size | % of Total Adult Nonfiction | Circulation | % of Adult Nonfiction Circulation | Relative Use |
|------------------|-----------------|-----------------------------|-------------|-----------------------------------|--------------|
| Adult 000-099 | 136 | 2% | 493 | 3% | 1.54 |
| Adult 100-199 | 490 | 7% | 1,560 | 9% | 1.36 |
| Adult 200-299 | 393 | 5% | 986 | 6% | 1.07 |
| Adult 300-399 | 1,684 | 23% | 2,948 | 17% | 0.75 |
| Adult 400-499 | 64 | 1% | 184 | 1% | 1.22 |
| Adult 500-599 | 332 | 4% | 513 | 3% | 0.66 |
| Adult 600-699 | 1,783 | 24% | 5,273 | 30% | 1.26 |
| Adult 700-799 | 976 | 13% | 2,028 | 12% | 0.88 |
| Adult 800-899 | 419 | 6% | 712 | 4% | 0.72 |
| Adult 900-999 | 1,113 | 15% | 2,656 | 15% | 1.02 |

Relative Use

Easy Reader Categories

| Cold Spring | Collection Size | % of Total Collection | Circulation | % of Total Circulation | Relative Use |
|----------------|-----------------|-----------------------|-------------|------------------------|--------------|
| All About Me | 584 | 8% | 1,884 | 8% | 0.93 |
| Animals | 538 | 7% | 2,317 | 9% | 1.24 |
| Authors | 534 | 7% | 484 | 2% | 0.26 |
| Birds | 159 | 2% | 550 | 2% | 0.99 |
| Bugs | 94 | 1% | 506 | 2% | 1.54 |
| Celebrations | 88 | 1% | 206 | 1% | 0.67 |
| Characters | 704 | 10% | 4,682 | 19% | 1.91 |
| Concepts | 278 | 4% | 737 | 3% | 0.76 |
| Dinosaurs | 118 | 2% | 1,159 | 5% | 2.82 |
| Farm | 140 | 2% | 401 | 2% | 0.82 |
| Holidays | 722 | 10% | 1,474 | 6% | 0.59 |
| Nature | 406 | 6% | 1,339 | 5% | 0.95 |
| Ocean | 99 | 1% | 461 | 2% | 1.34 |
| People | 502 | 7% | 1,394 | 6% | 0.80 |
| Pets | 279 | 4% | 1,329 | 5% | 1.37 |
| Phonics | 0 | 0% | 0 | 0% | 0.00 |
| Places | 184 | 3% | 564 | 2% | 0.88 |
| Play | 367 | 5% | 1,359 | 5% | 1.06 |
| School | 204 | 3% | 559 | 2% | 0.79 |
| Spooky | 131 | 2% | 485 | 2% | 1.06 |
| Stories | 821 | 11% | 2,147 | 9% | 0.75 |
| Things That Go | 246 | 3% | 1,046 | 4% | 1.22 |



Community Needs

Population Ages Compared to Relevant Collections

Children Under 5

For children under 5, we look at Board Book and Easy Reader collections.

| | Campbell County | Alexandria | Cold Spring | Fort Thomas | Newport |
|------------|-----------------|------------|-------------|-------------|---------|
| Population | 5.5% | 7.5% | 4.2% | 5.5% | 6.1% |
| Collection | 13.0% | 13.3% | 12.5% | 13.8% | 13.5% |

Community Needs

Relative Use

| Juvenile Easy Readers | Collection Size | % of Total Collection | Circulation | % of Circulation | Relative Use |
|-----------------------|-----------------|-----------------------|-------------|------------------|--------------|
| Alexandria | 548 | 2% | 7,134 | 7% | 2.72 |
| Cold Spring | 7,603 | 34% | 36,519 | 34% | 1.00 |
| Fort Thomas | 7,139 | 32% | 40,669 | 38% | 1.19 |
| Newport | 7,109 | 32% | 22,815 | 21% | 0.67 |

| Juvenile Board Books | Collection Size | % of Total Collection | 2020 Circulation | % of Circulation | Relative Use |
|----------------------|-----------------|-----------------------|------------------|------------------|--------------|
| Alexandria | 141 | 5% | 1,108 | 8% | 1.57 |
| Cold Spring | 909 | 32% | 4,534 | 32% | 1.00 |
| Fort Thomas | 814 | 28% | 5,113 | 36% | 1.25 |
| Newport | 994 | 35% | 3,556 | 25% | 0.71 |

Kentucky Libraries Unbound

Top Five Libraries in KLU Consortium

| | KLU Checkouts FY 21/22 | Unique Users | New Users |
|------------------|---------------------------|--------------|-----------|
| Campbell County | 222,454 | 7,794 | 2,219 |
| Boone County | 189,206 | 6,305 | 1,980 |
| Daviess County | 101,982 | 3,132 | 972 |
| Jessamine County | 99,360 | 2,901 | 901 |
| Madison County | 96,986 | 2,532 | 834 |

Kentucky Libraries Unbound

Since 2020:

- Total titles in CCPL's Advantage Collection increased by 24%
- Total copies increased by 26%
- 35% of titles in Advantage Collection are unique to CCPL
- Total circulation increased by 9%
- Audiobook use increased by 18%

Cost Per Circ

Fiscal Year 2021/22

Circulation by Branch

| | Alexandria | Cold Spring | Fort Thomas | Newport | Digital Branch |
|------------------------|------------|-------------|-------------|---------|----------------|
| Total Circulation | 36,374 | 215,131 | 213,396 | 138,031 | 222,275 |
| Percent of Total Circ | 4% | 26% | 26% | 17% | 27% |
| Collection Size | 5,194 | 67,995 | 57,756 | 60,232 | 215,607 |
| Percent of System Size | 1% | 17% | 14% | 15% | 53% |

Cost per Circ

| | Alexandria | Cold Spring | Fort Thomas | Newport | Digital Branch |
|---------------------|------------|-------------|-------------|-----------|----------------|
| FY Materials Budget | \$21,100 | \$137,300 | \$137,300 | \$137,300 | \$125,000 |
| Cost per Circ | \$0.58 | \$0.64 | \$0.64 | \$0.99 | \$0.56 |

Conclusions

- Alexandria is operating as planned
- Kentucky Libraries Unbound continues to grow
- Newport has a great collection, despite low circulation
- Nonfiction needs review everywhere

CCPL Diversity Audit

- In 2022 CCPL conducted a diversity audit of its Young Adult Fiction collection
- A diversity audit is an inventory of a collection that gathers concrete data to measure how much diversity that collection contains
- The data from an audit can be used to see what areas of the collection need to be better developed and advocated for
- Karen Jensen (creator of Teen Librarian Toolbox) asserts that an audit's goal is not “to hit a specific number” but “to get an idea of what your collection looks like, where you have gaps, and where internalized biases might exist”

Before the Audit

- Before the actual audit was conducted baseline data was gathered
- Baseline data is needed both to get a picture of your library's service area and to later compare with results of audit
- Census data for both Campbell County, KY and for the United States as a whole were gathered in order to obtain numbers on specific demographics and to get a picture of the library's service population

Census 2020 Data

| | Campbell County, KY | United States |
|--|---------------------|---------------|
| Total Population | 93,076 | 331,449,281 |
| Female Persons | 50.9% | 50.8% |
| White Americans | 94.0% | 76.3% |
| Black/African American | 3.0% | 13.4% |
| Asian/Asian American | 1.1% | 5.9% |
| Native American/American Indian and Alaska Native | 0.3% | 1.3% |
| Native Hawaiian/Other Pacific Islander | Z* | 0.2% |
| Hispanic/Latine (any race**) | 2.2% | 18.5% |
| Two or more races | 1.8% | 2.9% |
| Americans w/ Disabilities under age 65 | 8.7% | 8.7% |

*As stated on the US Census website, the value for this demographic is "greater than zero, but less than half unit of measure shown."

**Hispanic/Latine is an ethnicity, not a race. Therefore, as stated on the US Census website, "Hispanics may be of any race, so also are included in applicable race categories."

Other Relevant Data

- American Adults Identifying as LGBTQ: 7.1% (Gallup, 2021)
- American Adults Identifying as Nonbinary: 0.4% (Williams Institute, 2021)
- Christian Americans: 70.6% (Pew Research Center, 2015)
- Jewish Americans: 2.4% (Brandeis, 2021)
- Muslim Americans: 1.1% (Pew Research Center, 2017)
- Middle Eastern/North African American (MENA): 1.1% (Arab American Institute, 2021)
- American Adults with Mental Illness: 20% (National Institute of Mental Health, 2020)
- Neurodiverse People: 15-20% of global population (National Cancer Institute, 2022)

Note about Census Data

- Vast majority of the Campbell County population is white (94%) but does not mean that 94% of the YA fiction should represent white people
- Kelly Jensen: “whatever our immediate service community may look like, our goal is to have diverse/inclusive collections to create global citizens”
- Rudine Sims Bishop: “when there are enough books available that can act as both mirrors and windows for all of our children, they will see that we can celebrate both our differences and similarities, because together they are what make us all human”

Scope of Audit

- There is no set standard for what categories/demographics need to be covered in an audit, so you can look at any area you want
- Goal of this audit was to see how representative YA Fictions is of groups that are not white, heterosexual, cisgender, non-disabled, Christian people
- Identities of both authors and protagonist were examined
 - Made conscious choice not to include secondary characters in assessment in order to avoid tokenization skewing the results
- 18 categories were examined for authors and 19 categories were examined for protagonists

Categories Selected to Audit

Race/Ethnicity

- White Only (or presumed white—when there are no racial descriptors, white is the assumed default)
- Black/African American
- Asian/Asian American or Pacific Islander
- Hispanic/Latine (Latine is a gender-neutral substitute for Latino/a)
- Native American/Indigenous
- Middle Eastern/North African (MENA)
- Biracial/Multiracial

Gender and Sexuality

- Male
- Female
- Nonbinary/Genderqueer/Genderfluid
- LGBTQIA+ (lesbian, gay, bisexual, trans, queer, intersex, asexual)

Categories Selected to Audit

Religion

- Jewish
- Muslim
- Other non-Christian religions (ex: Hinduism, Buddhism)

Physical & Mental Health

- Physical disabilities
- Neurodivergence (ex: Autism Spectrum Disorder, dyslexia, ADHD, OCD, Tourette's Syndrome)
- Mental Health (ex: depression, anxiety, eating disorders, trauma, addiction, grief)

Categories Selected to Audit

- For a handful of authors no background information was found, so “Race/Ethnicity Unknown” was added to the author categories
- “Other Non-white” was added for protagonists whose race was not white but otherwise ambiguous, and “Non-human/Non-humanoid” was included for protagonists who were animals or mythical creatures (note: this did not include characters who were creatures like vampires or fairies because they were still humanoid)

Methodology

- Auditing entire collection not practical but a sample can provide a snapshot at the state of the collection which is still valuable data
- Of the 6,819 circulating YA Fiction books a sample of 871 titles were randomly selected to audit (10% of the 3 main branches' collections plus the entirety of YA novels at express branch)

Methodology

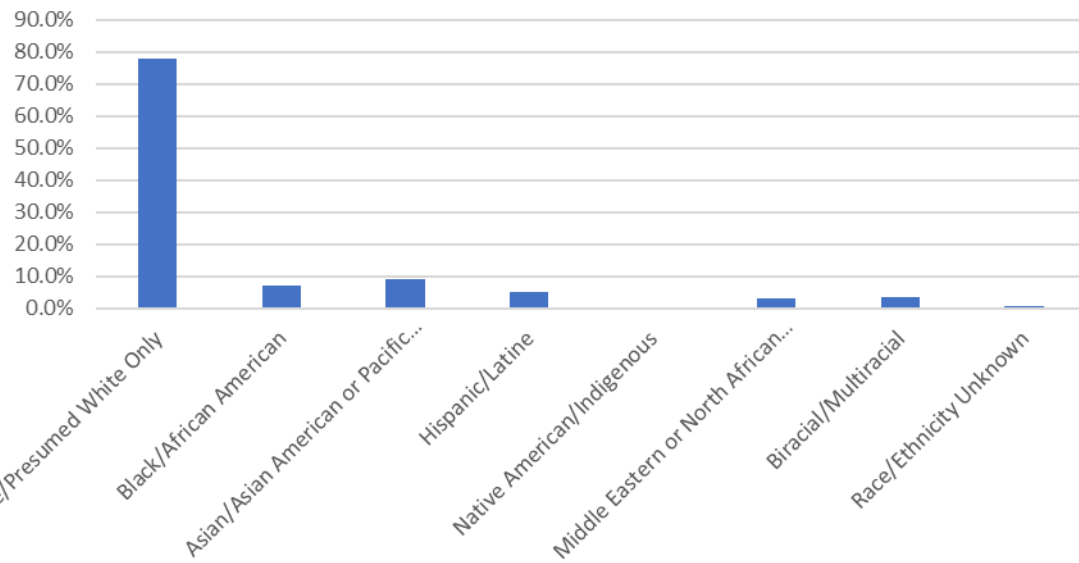
- Downloaded dataset of all of the collection's YA fiction books and their authors into Excel spreadsheet
- Used random number generator to pick the 871 titles for the sample
- Two spreadsheets with the sample titles and categories were created for each of CCPL's 4 branches: one for authors, one for protagonists
- Information on the author(s) and protagonist(s) was researched for each title
 - For authors, sources included authors' official websites and social media accounts
 - For protagonists, professional book reviews were the main information source (Novelist proved to be an invaluable source as it had professional book reviews and listed themes and subject headings for titles)
 - Important to note that data collected in audit is only as accurate as the information that is available

Methodology

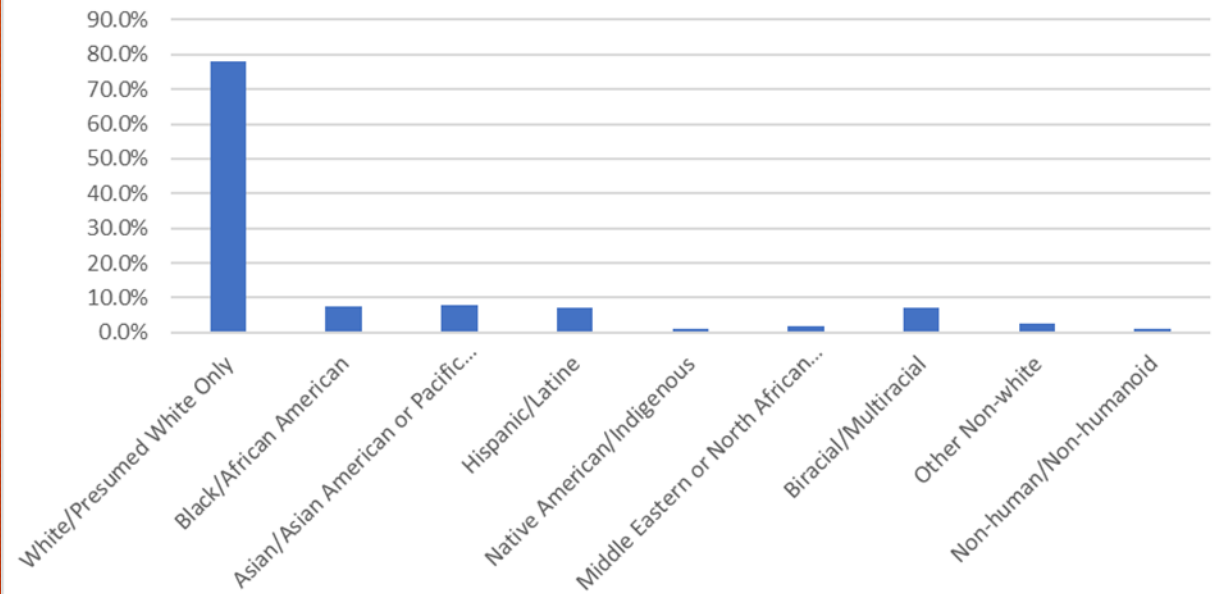
- For each instance of one of the audited categories, the title would get marked on the appropriate Excel spreadsheet
- Once all of the data for was collected, totals and percentages for each category were calculated by dividing the number of titles in a category by the number of titles in the sample (this was done for each branch's sample data in addition to the systemwide sample data as a whole)

Results: Racial/Ethnic Background

YA Fiction Systemwide: Author Racial/Ethnic Background Percentages

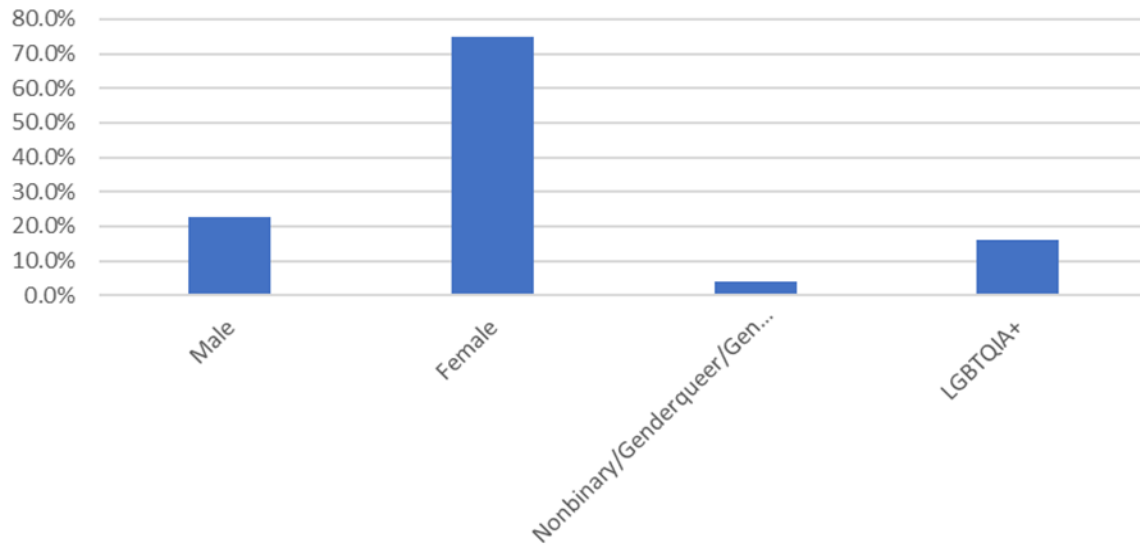


YA Fiction Systemwide: Protagonist Racial/Ethnic Background Percentages

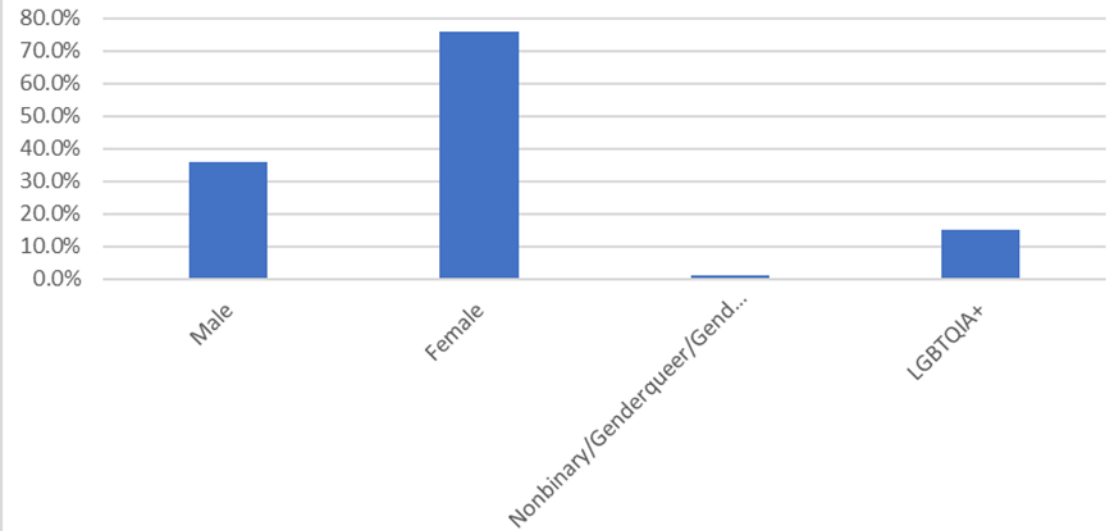


Results: Gender and Sexuality

YA Fiction Systemwide: Author Gender & Sexuality Percentages

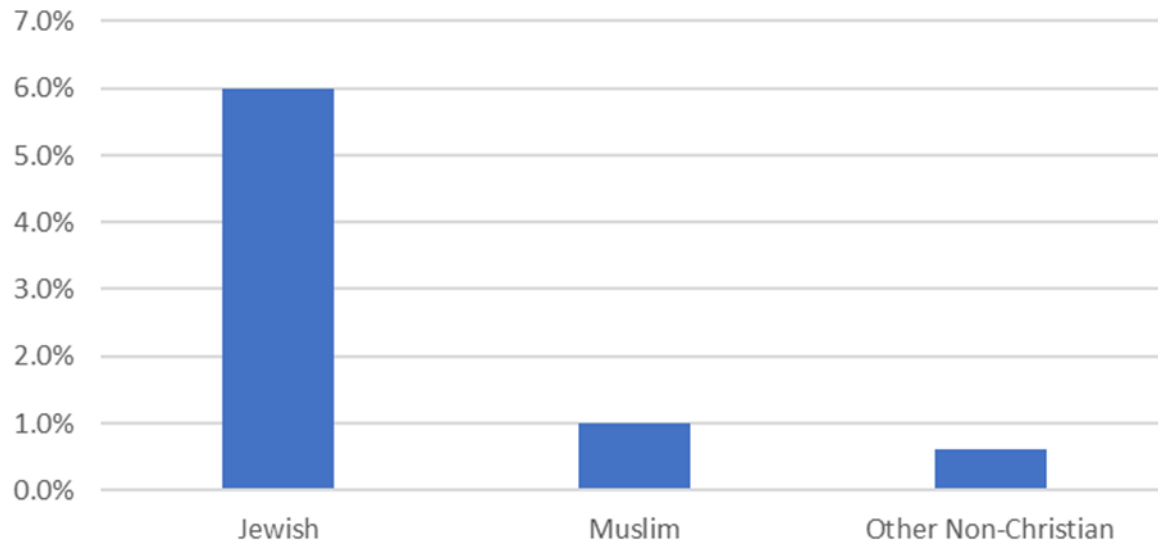


YA Fiction Systemwide: Protagonist Gender & Sexuality Percentages

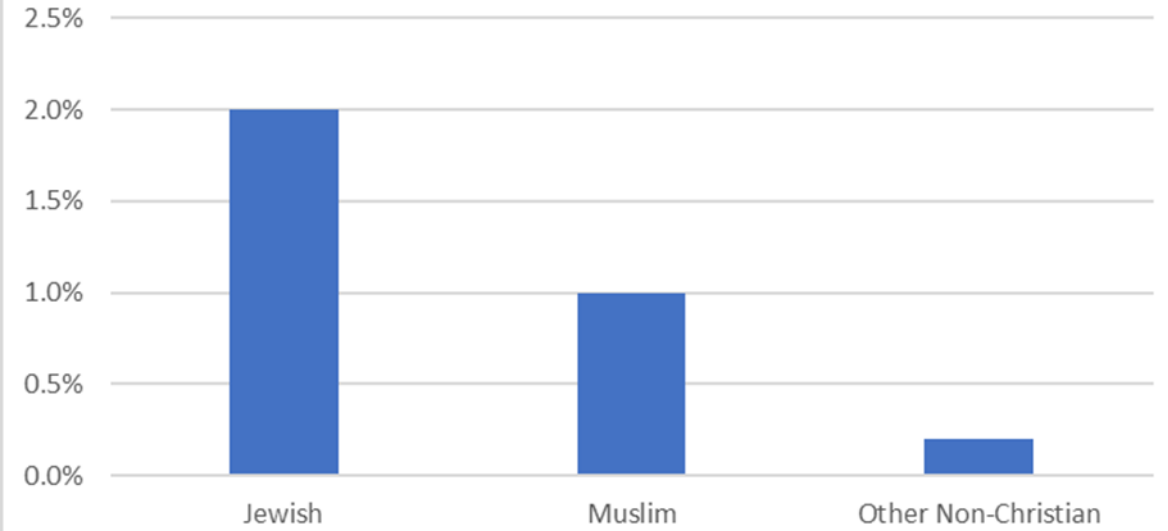


Results: Religion

YA Fiction Systemwide: Author Religion Percentages

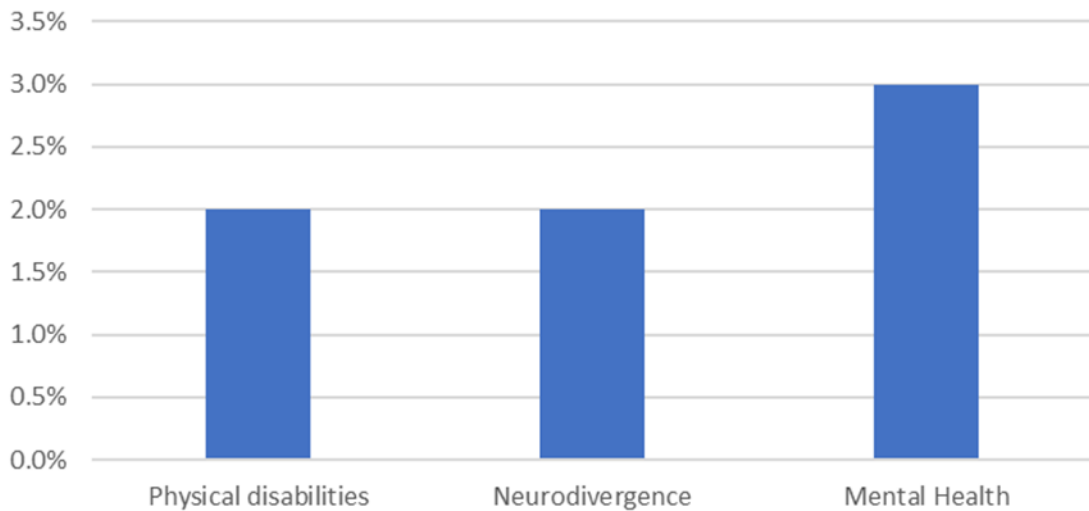


YA Fiction Systemwide: Protagonist Religion Percentages

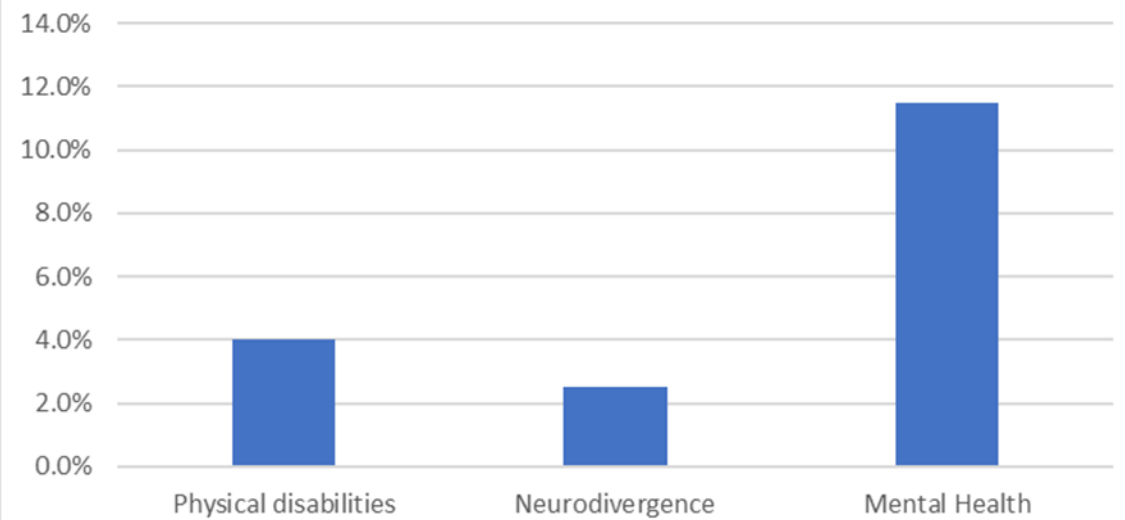


Results: Physical/Mental Health

YA Fiction Systemwide: Author Physical and Mental Health Percentages



YA Fiction Systemwide: Protagonist Physical and Mental Health Percentages



Conclusions

- Results reveal that heteronormative, able-bodied, neurotypical white women dominate CCPL's YA fiction collection as both authors and protagonists
- Suggestions to make collection more diverse:
 - Use diversity audit to inform future ordering: see where the gaps are and order to increase representation for certain groups
 - Do “mini-audits” of book orders
 - Weed collection



**Thank you to the
Institute of Museum and Library Services (IMLS)
for sponsorship of this webinar.**

Thank you for attending!

KDLA.Certification@ky.gov

[KDLA Online Learning Portal](#)



Kentucky Department for Libraries and Archives