

Blacksmithing at the Library???

- Don't be afraid to ask for the impossible
- Listen to your patrons when they ask about a topic
- Follow through!

Blacksmithing

Brad Holman

Julie Holman

40+ Onlookers








Time Frame: 10:00 until 1:00

Give demonstrator time to explain the technique and answer any questions.

Brad was a very good speaker and a good sport because it was HOT!

This is a picture of what he made while he was demonstrating at the library, but also made some tools as well.

You can view other items made by Brad by following his Facebook page at Rocky Woodland Forge.

BASIC FLY-FISHING CLASS

- Northern Kentucky Fly Fishers, Inc.
- Found information on facebook
- Sent email and received a very friendly response
- Classes are limited to a specific number (15)
- 6 hour class
- No supplies needed
- FREE FREE FREE!!!
- We provided pizza and drinks

6 hour class



8 out of the 15 showed up



Teaching class to tie flys



Casting lessons in the neighbors back yard.





Contact Information for Programming

- Blacksmithing
 - Brad Holman
 - Northern KY Fly Fishers
 - Mike Arnold
- Email: info@rockywoodlandforge.com Email: mike_arnold@twc.com
Phone: 606-464-8085 Phone: 859-689-4294

Lesa Ledford
Adult Services
Estill County Public Library
lesa.ledford@estillpublib.org
606-723-3030





Why Golden Girls?

- Popularity increasing (streaming on Hulu, new board games, books, POP dolls, etc.)
- I adore them.

Golden Girls Trivia

- The program was supposed to be trivia and other games.
- We put it on Facebook with the shortened name "Golden Girls Trivia" and it exploded.
 - 550 people clicked interested on the Facebook event, which was terrifying, since originally I'd planned for 30.
 - I raised the registration limit three times, and ended up with 75 people registered – 70 attended.
- So, instead of planning a lot of different things and some trivia, I made the whole program be 5 rounds of trivia.

GEEK OUT @ THE LIBRARY!

The Golden Girls

MARCH 18, 2-4 PM

CENTRAL LIBRARY

Thank you for being a friend!
Join us for an afternoon of cheesecake and Golden Girls games and trivia. Wear your best 80's gear for a chance to win your own personal cheesecake!

Registration Recommended.
Visit lexpublib.org or call 231-5500.

Lexington Public Library
lexpublib.org

Golden Girls Trivia - logistics

- I made a powerpoint with all the questions, and had each team handle their own scores until the end. I also had a final jeopardy-style question at the end, and teams could wager their points.
- I had three other staff members come in to help me with the program.
- We have a large open space that we call the atrium and we moved it there since we'd outgrown the other programming spaces.
- I bought a few full size plain cheesecakes, and a bunch of the little mini-cheesecakes for snacks, and served coffee and hot chocolate.
- While we got all the teams registered, we had sheets from the Golden Girls coloring book for people to work on.

Prizes?

- Cheesecake!
 - I went to Sam's Club and bought 5 fancy cheesecakes for prizes.
- We only had two people come in costume, and a team of three won the trivia, so they both got a cheesecake.



Thank you!

Erin West
ewest@lexpublib.org

Email me if you'd like my trivia slides!



**Fall Break Fun!
Caramel Apples
& Corn Pit**

Trimble County Public Library

Caramel Apple Bar

Program Summary:

Our library is pretty small so whenever we can host an event that attracts kids of all ages and families, we get super pumped! Our Fall Break event did just this! Everyone loved our Caramel Apple Bar with all of the fixings! From the Story Hour Kiddos to the adult patrons, it was a big hit! We also had a giant corn pit where the younger kids could play. We filled several kid sized pools with deer corn, threw in some beach toys, and let the kids jump in! They had a blast digging and climbing through the corn! In order to add a little something extra for our teens, we popped up the inflatable Gaga Ball Ring and let them busy themselves with some friendly dodgeball competitions! It was a fantastic program!

First things first!

Gathering Ingredients:
Apples- Buy in bulk! If you can get donations from a local orchard or grocery store, that would be perfect!
I got mine from Walmart & they work great too!


Toppings: The sky is the limit!
These were our options:
Peanuts, Toffee Bits, Chocolate Chips, marshmallows, coconut, sprinkles, cookie crumbles, PB syrup, & hot fudge.
Patrons had the option of the traditional dipped apple with a stick or sliced with caramel on top!





Next up...
CORN!

- *Compare corn prices with several different retailers
- *Measure the area that your corn pit will occupy
- *Decide how many and the dimensions of the pools you want to use (We used 3 pools: 6 ft. & two 3 ft)
- *Based on dimensions, calculate how much corn you will need to fill all of your pools
- *Order your corn and pools
- ***PLAN TO HAVE SOMEONE PICK IT UP!!**
- Delivery fee for this much corn is outrageous!
- *Have a plan as to how you will disburse of the leftover corn once your events are over
- *Dig out all of the beach toys, trucks, cars, pool toys, etc. that you can find
- *Don't forget that you will have to cover your corn pit when it is not being used. A large tarp or painters plastic and heavy rocks are perfect for this. You will want to have this on hand the day that you construct your pit.



They had a blast in the corn pits!



Recycling the corn... so to speak!

Used the pit for several programs in October including Story Hour playtime and a fun activity during our Haunted Library Halloween Event!



All of the leftover corn was graciously distributed to local farmers and hunters.

- The corn was definitely more than a one and done attraction! We used it many times and continue to use some of it in our indoor sensory table!

Gaga Ball Extreme

An impromptu Gaga Ball competition for the teens added some additional fun! Gaga is a fast paced, high energy sport played in an octagonal pit. The more players, the better! Dubbed a kinder, gentler version of dodge ball, the game is played with a softer ball, and combines the skills of dodging, striking, running, and jumping, while trying to hit opponents, with a ball, below the knees. Teens and kids everywhere LOVE this game!



Things we would do differently next time...

Plastic tablecloths to cover pools' beach scene- next time we will spray paint pools or put plastic tarps inside pools before corn is poured (they started to become eye sores)

Patching together tarps to cover pits when not in use- next time we will calculate the size and have one tarp that covers the entire thing

Filled pools 3/4 of the way full, therefore the sides started to buckle after a week or so- next time we will fill the pools completely which will keep the sides upright longer

No pictures of the set up process- whenever we are doing a program that is new, we will take pictures of the process so that we will remember our steps and will be able to share our ideas and information with others

Word of Caution:

Corn Pits Must Be Supervised!!





Not sure if you noticed in one of my previous pics, but this little girl has a mouthful of corn. Luckily we had adults supervising, hence the fingers digging out the kernels!







The Rules

Welcome to
JUMANJI
THE RULES:


- Roll the dice and move ahead the number of spaces you roll.
- If you land on a space with text, follow the directions!
- Each time you would pass a RED location space, STOP there and complete the activity to move on.
- If you end your turn on a Danger Space, you got lost in the jungle! Go back to the last RED location space you passed and start your next turn there.
- When you reach the black space at the end of the board, you must yell Jumanji to win! Take your token from the snake pit to the prize machine at the program room door.
- Go inside to see your reward!

Decorate the Department!

- LOTS of Cardboard
- Packing Paper
- Tablecloth Rolls
- Amazon/Fun Express

...the WHOLE department.




The more we put out, the better it looked!







Even MORE Mini Games...

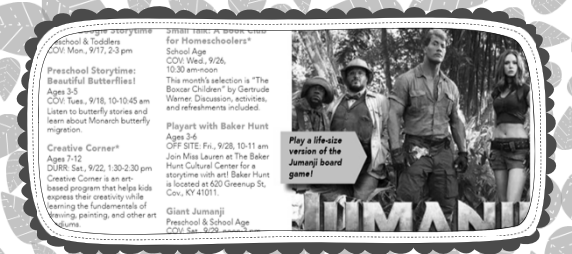


- Rhino Stomp
- Cave Crawl
- Lava Crossing
- Prize Machine

Bring In Live Animals!



Publicize!



Storytime for Homeschoolers*
 Mon, 9/17, 2-3 pm
 School Age

Beautiful Butterflies!
 Ages 3-5
 COV, Tue., 9/18, 10-10:45 am
 Listen to butterfly stories and learn about Monarch butterfly migration.

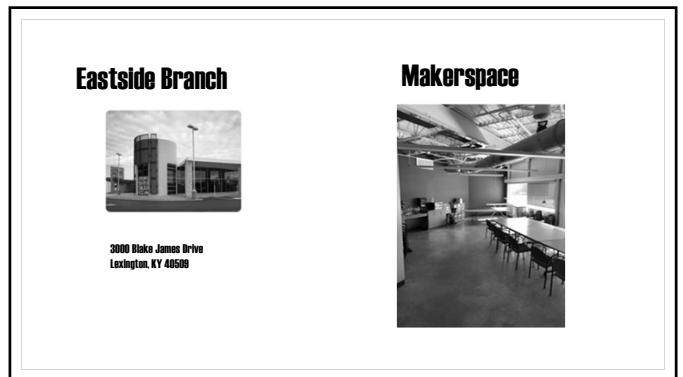
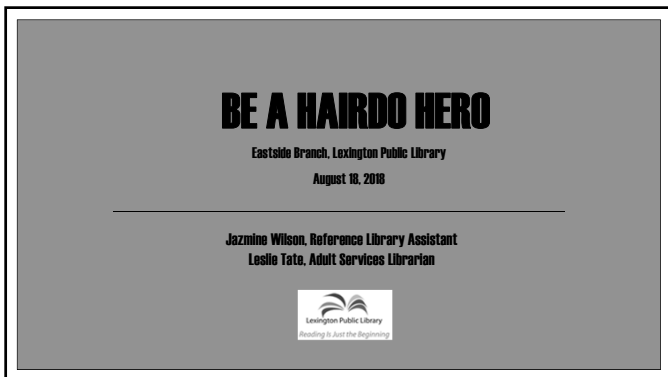
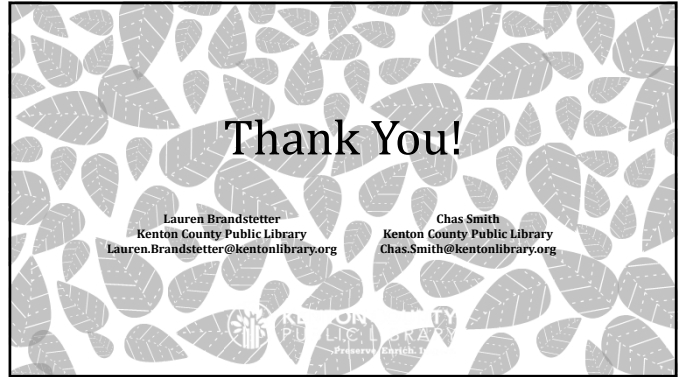
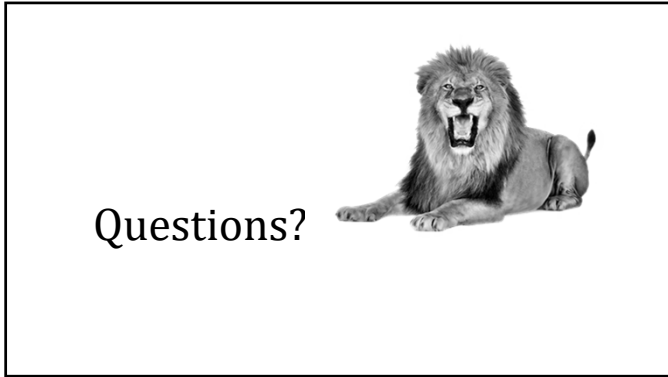
Creative Corner*
 Ages 7-12
 DURE, Sat., 9/22, 1:30-2:30 pm
 Creative Corner is an art-based program that helps kids express their creativity while learning the fundamentals of weaving, painting, and other art forms.

Play a life-size version of the Jumanji board game!

Giant Jumanji
 Preschool & School Age
 COV, Sat., 9/22, 10-11 am

Biggest Takeaways

- Program would have worked well on multiple days.
- The more, the better!
- Keep a close eye on prizes!
- Game format works for other themes.
- 'Open House' format worked well for time.
- Decorating ahead of time helps build interest.
- Bringing in live animals elevated the event.



Daddy Daughter Hair Factory

→ See a Hairdo Hero



We asked attendees to bring their own brushes and combs. We supplied miscellaneous barrettes and hair ties.

We offered two handouts: a multipage instruction manual and a bibliography of online hairstyling videos.*

Our best resource: Wanda Byrd, professional stylist.



Positive outcomes:

- quality time for families
- meet new friends
- learn hairstyling tips
- self-esteem

Tips for next time:

- lower stylist/child ratio
- space with better acoustics/viewing
- longer program to accommodate more people

Costs: \$50 honorarium for Ms. Byrd, \$12 for hair accessories

We'd definitely rinse and repeat!



We'd love to hear from you! jwilson@lexpublib.org and kate@lexpublib.org